



Design Standards & Product Specifications for DoE Facilities

Queensland

Department of Education

Technical Specifications & Standards

October 2022

Warranty / Minimum Design Service Life

- Sanitary Porcelain: 25 Years
- Sanitary Stainless Steel: 25 Years
- Tapware: 25 Years

ESD Principles

- Detailed in the Technical Specification Standards
- Complies NCC Section J Energy efficiencies
- Support enhanced sustainability outcomes for learning by way of the built form
- Waste minimisation
- Transportation
- Material selection and sourcing
- Recyclability
- Passive design
- Energy and water conservation through engineering design
- Night purging of buildings
- Complies with Greenstar or similar schemes
- Lead Safe or Lead Free

Hydraulic Services

All plumbing fixtures, materials and fittings installed in Queensland schools must be certified under the WaterMark Certification Scheme.

All hydraulic fixtures and fittings must have the minimum Water Efficiency Labelling Scheme (WELS) rating or maximum flow rates specified below.

Fixture	Minimum WELS Ratings
Washing Machines	4 Star
Dishwashers	5 Star
Showers	3 Star < 7.0L/min
Taps	5 Star
Toilets	4 Star
Urinals	5 Star

2.10 Sanitaryware

- All fixtures must be robust/ durable/ impact resistant.
- Appropriately sized and fixed at correct height suitable to location and anticipated users.
- New and free from defects.
- Comply with WELS rating specified in Table 1.
- Cold water only to student basins hand wash troughs.

- 25 Year Warranty Porcelain.

2.10.1 Toilets

- Floor mounted vitreous china.
- Wall faced concealed trap pan.
- Vandal proof fixing between the seat and pan/ cistern installed with anti-vandal fixing accessories.
Cisterns must be dual flush - full flush capacity 4.5L per flush/ 3L half flush.
- Adult toilets must have double flap toilet seat/ student toilets to have single flat seats.
- Accessible toilets must be complete in wall cistern/ wall extension pedestal/ accessible flush buttons.

2.10.2 Urinals

- Must be provided for students and teachers.
- Wall mounted vitreous china with concealed in wall cisterns/ anti vandal fixing accessories.
- Installation heights must be suitable to male students from Prep to Yr6 without reliance on temporary platforms.

2.10.3 Hand Wash Basins

- Staff basins to be wall mounted or self rimming inset into joinery benchtops/ vitreous china/ CP waste outlets.
- Students as above but installed at age-appropriate height.
- Must be anti-vandal.
- Cold water only for student basins.
- Basins in staff assisted washrooms must be provided with cold and tempered water (45 degrees C) to reduce scalding.
- No plugs are required.
- 25 Year Warranty Porcelain.

2.10.4 Hand Wash Troughs

- Wall mounted 1.2mm thick satin finish 304 stainless steel/ rear upstand/ trap cover.
- Nominally 300mm wide x 150mm deep/ taps set at nominal 450mm centres.
- Cold and tempered hot water in accordance with 2.10.3 section.

2.10.5 Drinking Troughs and Fountains

- One tap for every 25 students (year P-6 students).
- One tap for every 30 students (year 7-12 students).
- Stainless steel/ floor mounted with single bubbler and bowl (200mm diameter) with integrated bottle refill station.
- Chrome plated shielded bubbler/ self-closing push button valve.
- Installed at heights suitable to the students using them years P-6.
- 15 Year Warranty Stainless Steel Taps.

2.10.6 Sinks

- Inset type 304 SS with single or dual bowls and integral single or double drainers. Tapholes to suit selected tapware.

2.10.7 Laboratory Sinks

- Type 316 stainless steel or chemical resistant.

2.10.8 Emergency Eyewash & Shower

- Designed and installed to comply with AS4777.
- Used in science labs/ materials technology spaces & associated preparation areas.
- Small pedestal SS bowl/ lever actuated dual eye drench faucets.
Lever actuated handheld shower hose.
- Safety warning signage.

2.10.9 Interceptor Sinks and Traps

- 304 SS sinks with extended standing drain outlet.
- Installed with interceptor trap.

2.10.10 Laundry Troughs

- Inset type 304 SS sink with 45 ltr capacity.
- Single tap hole/ rinse bypass co-ordinated with washing machine location.

2.10.11 Cleaners Sinks

- Type 303 SS or vitreous China.
- CP brass grate/ trap.

2.10.12 Showers

- Accessible showers must be fitted with SS grab rails/ shower seat and all associated fittings in accordance with Australian Standards.
- Shower heads must be anti-vandal type outlets.
- Accessible shower heads must comprise of a vertical wall rail, hand shower on flexible hose/ installed so that shower head cannot be placed in the bowl of any toilet.
- Integral soap dish and wall bracket.

2.10.13 Floor Waste Gullies

- Drains must include clamping ring suitable for installation into vinyl sheeting.
- Drains must be CP brass and sized to suit area being serviced.
- Floor gullies must have a minimum gully riser and grate diameters of 100mm.

2.10.14 Tap Gittings and Fixtures

- Robust, tamper-proof tap fittings and fixtures must be provided with either timed delivery or otherwise designed to satisfy the water saving requirements specified in Table 14.
- Tap fittings and fixtures must be chrome-plated finish on metal.
- Cold water tapware must be coded 'blue' and hot water tapware must be coded 'red'. Cold water tapware must be fixed on the right-hand side of the fixture and hot water tapware must be fixed on the left-hand side. Where tempered warm water is being provided, tapware must be coded 'yellow'.
- Laboratory-type tapware must be high goose-neck type with a tube nozzle outlet, bench mounted or sink mounted, and must be chemical resistant to suit the application.
- Drinking fountain tapware must be lever spring-action drinking cocks with mouthguard and 100mm-long flanged horizontal extension to tap. Taps and troughs must be located to minimise potential damage or vandalism.
- Consistent with the principles of inclusion, taps should be controlled by lever handle. Taps in kitchen situations must be pillar mixer taps.
- Where cleaners' taps are provided, these must be positioned at a height to allow a bucket to be easily filled and be fitted with anti-vandal tap spindles.

- External taps that deliver non-potable rainwater or recycled water must be fitted with antivandal tap spindle and have 'Not for Drinking' signs attached.
- Hands-free tap operation must be provided at hand wash basins where required by health regulations and by-laws for food service areas.

2.11.1 Accessibility and Inclusion

- Joinery and fixtures must be accessible to allow and facilitate access and use by students and staff who may be in a wheelchair or have other disabilities.

10.1.3 Use of Lead

Piping, tapware or fittings that hold or distribute potable water that may be a source of drinking water must, where suitable products are available in Australia, be either:







- not contain lead
- not allow contact between brass containing lead and water

The requirement applies to pipe fittings, breeches and thermostatic mixing valves, hot and cold tapware, boiling water unit and any other component that drinking water will come in contact.







This requirement does not apply to fixtures such as sinks, troughs and basins, external vandal-proof taps used for irrigation or infrastructure associated with fire, trade waste or sewage plumbing systems.









Product Specification for Department of Education Facilities

Queensland

Product Code	Image	Product Description	Lead Safe/ Lead Free	WELS Rating	AS 1428.1 Compliant	Ref Code (Old Std)
2.10 Sanitaryware						
105.32.10.01, 105.32.10.03		<u>GalvinAssist® 500mm Wall Mount Basin with Overflow (1 or 3 TH)</u>	-	-	✓	S19h
105.35.20.00		<u>GalvinAssist® Shroud Only to Suit 500mm Wall Mount Basin</u>	-	-	-	S19
105.30.71.00 + variations		<u>GalvinAssist® 720mm Access Wall Basin LH Bowl White</u>	-	-	-	-
105.30.70.01 + variations		<u>GalvinAssist® 720mm Access Wall Basin RH Bowl White</u>	-	-	-	-
105.36.01.01, 105.36.01.01		<u>GalvinAssist® Semi Recessed Basin, 500mm with Overflow (1 or 3 TH)</u>	-	-	-	S14h
105.33.10.01, 105.33.11.03, 105.33.11.01, 105.33.10.03		<u>GalvinAssist® Accessible, 600mm Wall Mount Basin with Overflow (LH/RH)</u>	-	-	-	-










105.32.12.01		<u>GalvinAssist® Plati Square, Wall or Above Counter Mount Basin, 1 TH with Overflow</u>	-	-	-	-
105.32.13.01		<u>GalvinAssist® Ultra-Compact, Wall Mount Basin, 1 TH with Overflow</u>	-	-	-	-
950.11.106		<u>HEWI Dementia Wall Hung Wash Basin 600mm x 550mm 1 TH White with Ruby Red Handles</u>	-	-	-	-
2.10.1 Toilets						
105.11.20.00		<u>GalvinAssist® Wall Faced, Clean Flush, Easy Care, Toilet Pan with Soft Close Seat</u>	-	4 Star	-	S15
105.11.00.00		<u>GalvinAssist® Wall Faced, Clean Flush, Easy Care, Toilet Pan with Soft Close Seat</u>	-	4 Star	-	S15
105.11.10.01		<u>GalvinAssist® Wall Faced, Clean Flush, Easy Care, Accessible Toilet Pan with Blue Seat</u>	-	4 Star	✓	S15
105.96.00.00		<u>GalvinAssist® Chrome, Accessible Dual Flush Plate, Pneumatic Push to Suit Inwall Cistern</u>	-	-	-	-
105.95.00.00		<u>GalvinAssist® Chrome, Dual Flush Plate, Pneumatic Push to Suit Inwall Cistern</u>	-	-	-	-









105.94.00.00		<u>GalvinAssist® Slim Design Inwall Cistern, Less Flush Plate</u>	-	4 Star	✓	-
105.76.02.01		<u>GalvinAssist® PWD Backrest</u>	-	-	✓	-
2.10.2 Urinals						
CWU-01W		<u>Wallgate Anti-Vandal Solid Surface Urinal with Through-Wall Concealed Services - White</u>	-	-	-	S57A
TZ-FLOWFLUS		<u>Flowmatic® Automatic Flusher Ceiling/Wall Mtd for Urinal 15 24v AC</u>	-	5 Star	-	-
2.10.3 Hand Wash Basins						
TM-BASCP		<u>CliniLever® CP-BS Hospital Single Lever Basin Mixer</u>	-	5 Star	-	S14h, S19, S19h
TM-BASCPD		<u>CliniLever® CP-BS Hospital Single Lever Basin Mixer with 165 Accessible Lever - Hot/Cold</u>	-	5 Star	✓	S19
173.15.21.00, 173.15.41.00		<u>Ezy-Push® CP-BS Lead Safe™ Timeflow Push Button Pillar Tap (6 or 15 Sec)</u>	✓	6 Star	✓	-
173.15.23.00		<u>Ezy-Lever CP-BS Lead Safe™ Timeflow Lever Action Vandal Resistant Pillar Tap</u>	✓	6 Star	✓	-

TZ-FLOWSOAP1		<u>Flowmatic® Tubular 2030 Electronic Soap Dispenser Wall Mount Pair with TZ-FLOW225866</u>	-	-	✓	S12
TZ-FLOW225866		<u>Flowmatic® Wall Mtd Sensor Tap Battery Operated/Single Temp</u>	-	6 Star	✓	-
TZ-FL20SM		<u>Conti Electronic Flamingo IR Hob Basin Tap without Temp Mixer - Mains Power</u>	✓	6 Star	-	-
2.10.4 Hand Wash Troughs						
173.46.21.00		<u>Ezy-Push® CP-BS Lead Safe™ Timeflow Push Button Deluxe Bib Tap - MI - 6/15 Sec</u>	✓	6 Star	-	-
173.46.23.00		<u>Ezy-Lever CP-BS Lead Safe™ Timeflow Lever Action Vandal Resistant Deluxe Bib Tap</u>	✓	6 Star	-	-
2.10.5 Drinking Troughs and Fountains						
170.00.13.00		<u>Ezy-Drink® CP Lead Safe™ 2 in 1 Bottle Filler & Bubbler - Hob Mount</u>	✓	6 Star	-	-
170.01.13.00		<u>Ezy-Drink® CP Lead Safe™ 2 in 1 Bottle Filler & Bubbler - 45 Degree</u>	✓	6 Star	-	-
170.02.13.00		<u>Ezy-Drink® CP Lead Safe™ 2 in 1 Bottle Filler & Bubbler - Wall Mount</u>	✓	6 Star	-	-









170.11.23.01		<u>Ezy-Drink® CP Lead Safe™ Vertical Push Button Drinking Bubbler - MI (LH)</u>	✓	6 Star	-	-
170.11.33.01		<u>Ezy-Drink® CP Lead Safe™ Vertical Push Button Drinking Bubbler - MI (RH)</u>	✓	6 Star	-	-
170.10.43.01		<u>Ezy-Drink® CP-BS Lead Safe™ Mini Push Button Drinking Bubbler Tap - MI</u>	✓	6 Star	-	-
170.52.13.01		<u>Ezy-Drink® CP-BS Lead Safe™ 45° Push Button Drinking Bubbler Tap FI with Metal Mouthguard</u>	✓	6 Star	-	-
170.58.13.01		<u>Ezy-Drink® CP-BS Lead Safe™ 45° Push Button Drinking Bubbler Tap with Rubber Mouthguard - FI</u>	✓	6 Star	-	-
170.50.13.01		<u>Ezy-Drink® CP-BS Lead Safe™ Horizontal Push Button Drinking Bubbler - FI</u>	✓	6 Star	-	-
170.11.24.00		<u>Ezy-Drink® CP Lead Safe™ Vertical Lever Action Drinking Bubbler - MI (LH)</u>	✓	6 Star	-	-
170.11.34.00		<u>Ezy-Drink® CP Lead Safe™ Vertical Lever Action Drinking Bubbler Tap - MI (RH)</u>	✓	6 Star	-	-









170.52.14.00		<u>Ezy-Drink® CP-BS Lead Safe™ 45° Lever Action Drinking Bubbler Tap - FI with Metal Mouthguard</u>	✓	6 Star	-	-
170.58.14.00		<u>Ezy-Drink® CP-BS Lead Safe™ 45° Lever Action Drinking Bubbler Tap with Rubber Mouthguard - FI</u>	✓	6 Star	-	-
170.50.14.00		<u>Ezy-Drink® CP-BS Lead Safe™ Horizontal Lever Action Drinking Bubbler Tap - FI</u>	✓	6 Star	-	-
170.11.35.01		<u>Ezy-Drink® CP-BS Lead Safe™ Vertical Cam Action Drinking Bubbler - MI (RH)</u>	✓	6 Star	-	-
170.11.25.01		<u>Ezy-Drink® Lead Safe™ Vertical Cam Action Drinking Bubbler Tap - MI (LH)</u>	✓	6 Star	-	-
170.52.15.01		<u>Ezy-Drink® CP-BS Lead Safe™ 45° Cam Action Drinking Bubbler - FI with Metal Mouthguard</u>	✓	6 Star	-	-
170.50.15.01		<u>Ezy-Drink® CP-BS Lead Safe™ Horizontal Cam Action Drinking Bubbler - FI</u>	✓	6 Star	-	-
170.81.13.01		<u>Ezy-Drink® CP-BS Lead Safe™ Remote Push Button Drinking Bubbler Tap - FI</u>	✓	6 Star	-	-
170.50.14.00		<u>Ezy-Drink® CP-BS Lead Safe™ Horizontal Lever Action Drinking Bubbler Tap - FI</u>	✓	6 Star	-	-









170.53.13.00		<u>Ezy-Drink® CP-BS Lead Safe™ Wall Mtd Push Button Bottle Filler</u>	✓	6 Star	-	-
170.53.14.00		<u>Ezy-Drink® CP-BS Lead Safe™ Wall Mtd Lever Action Bottle Filler</u>	✓	6 Star	-	-
170.13.33.00		<u>Ezy-Drink® CP-BS Lead Safe™ Hob Mtd Bottle Filler Tap with Reduced Flange - MI (RH)</u>	✓	6 Star	-	-
170.53.10.00		<u>Ezy-Drink® CP-BS Lead Safe™ Wall Mtd Bottle Filler Outlet 60mm Reach</u>	✓	5 Star	-	-
TZ-IQTOUCHB		<u>Flowmatic® Lead Safe™ Solenoid Kit with Piezo Activation - 6V Battery Powered - 7 Sec</u>	✓	-	-	-
2.10.6 Sinks						
105.81.00.01, 105.81.10.01		<u>GalvinAssist® SS, 980mm Sink, 1.5 Bowl with Drain, 1 TH (LH/RH)</u>	✓	-	-	-
105.82.00.01		<u>GalvinAssist® SS, 1500mm Sink, Double Centre Bowls, 1 TH</u>	✓	-	-	-
105.80.00.01		<u>GalvinAssist® SS, 800mm Sink, Single Bowl with Drain, 1 TH (LH/RH)</u>	✓	-	-	-
TM-SNKCP		<u>CliniLever® CP-BS Hospital Single Lever Sink Mixer 250 Reach</u>	-	5 Star	-	S8h






TM-SNKCPD		<u>CliniLever® CP-BS Hospital Single Lever Sink Mixer 250 Reach with 165mm Accessible Lever</u>	-	5 Star	✓	-
TM-SNKX		<u>CliniLever® Stainless Steel Lead Safe™ Gooseneck Sink Mixer</u>	✓	5 & 6 Star	-	S8h
100.00.71.00		<u>CliniMix® Lead Safe™ Hob Mtd Thermostatic Progressive Basin Mixer - Lever</u>	✓	-	✓	-
TF100HJP, TF100HJS		<u>Ezy-Wash® CP-BS Hob Mts Twin Mixer Pre-Rinse Unit Type 100 Flex Tail - Standard/Pot Filler</u>	-	6 Star	-	S9h
TF81WJS		<u>Ezy-Wash® CP-BS Wall Mtd Single Stop Pre-Rinse Unit Type 81 FI Inlet - Standard</u>	-	6 Star	-	-
2.10.7 Laboratory Sinks						
167.16.21.00		<u>GalvinLab® CP-BS Lead Safe™ Lab Set 1-Way Type 16 Fixed J/V #16XT Tube Nozzle</u>	✓	5 Star	-	S2
TL19SJ16C		<u>GalvinLab® CP-BS Lab Set H&C Mixing Unit Type 19 Swivel J/V #16XT Tube Nozzle</u>	-	5 & 6 Star	-	S2h
167.16.12.00		<u>GalvinLab® CP-BS Lead Safe™ Lab Set 1-Way Type 16 Swivel J/V #1 Aerator</u>	✓	4 Star	-	S8

TL14SJ1C		<u>GalvinLab® CP-BS Swivel Lab Set H&C Mixing Unit Type 14 Swivel J/V #1 Aerators</u>	-	5 Star	-	-
TL14SJ16C		<u>GalvinLab® CP-BS Lab Set H&C Mixing Unit Type 14 Swivel J/V #16XT Tube Nozzles</u>	-	5 Star	-	S5h
TL14FJ1-16C		<u>GalvinLab® CP-BS Lab Set H&C Mixing Unit Type 14 Fixed J/V #1 Aerator & #16XT Tube Nozzles</u>	-	4 Star	-	S6h
167.16.11.00		<u>GalvinLab® CP-BS Lead Safe™ Lab Set 1-Way Type 16 Swivel J/V #16XT Tube Nozzle</u>	✓	5 Star	-	S10
Science/ Lab/ Gas Turret/ Fume Cupboards						
TG40RAC		<u>GalvinLab® CP-BS Lab 2-Way Right Angle Gas Turret Type 40 - 90°</u>	-	-	-	S1
TG41C		<u>GalvinLab® CP-BS Lab 3-Way Straight Gas Turret Type 41</u>	-	-	-	-
TR30N		<u>ProLab® Epoxy Coated Brass 1-Way Valve Wall Mtd, 45° Outlet "Choose Media"</u>	-	-	-	S4
TR30PT		<u>ProLab® Epoxy Coated Brass 1-Way Valve Wall Mtd, 45° Outlet - Push Turn "Choose Media"</u>	-	-	-	S4

2.10.8 Emergency Eyewash & Shower - AS4777 Compliant						
190.42.11.90		<u>GalvinSafe® Eye/Face Wash, Wall Mtd, Hand Act, AXION® MSR Head, SS Bowl with Body Spray (HAWS)</u>	✓	-	-	S3
190.80.10.90		<u>GalvinSafe® Free Standing Combi Shower, AXION® MSR ABS Eye/Face Wash, Hand & Foot Act (HAWS)</u>	✓	-	-	S58
190.41.12.12		<u>GalvinSafe® Drench Shower, Wall Mtd, Pull Rod AXION® MSR ABS Shower (HAWS)</u>	✓	-	-	-
190.82.11.90		<u>GalvinSafe® Pedestal Floor Mtd, AXION® MSR Eye/Face Wash Head, SS Bowl, Hand & Foot Act (HAWS)</u>	✓	-	-	-
190.91.10.32		<u>GalvinSafe® Safety Sign for Emergency Shower & Eye Wash - 270x200 (HAWS)</u>	-	-	-	-
190.91.12.32		<u>GalvinSafe® Safety Sign for Emergency Eye Wash - 270x200 (HAWS)</u>	-	-	-	-
2.10.10 Laundry Troughs						
167.16.12.00		<u>GalvinLab® CP-BS Lead Safe™ Lab Set 1-Way Type 16 Swivel J/V #1 Aerator</u>	✓	4 Star	-	-
TM-SNKX		<u>CliniLever® Stainless Steel Lead Safe™ Sink Mixer</u>	✓	5 & 6 Star	-	-

TM-SNKXD		<u>CliniLever® Stainless Steel Lead Safe™ Sink Mixer with Accessible Lever</u>	✓	5 & 6 Star	✓	-
2.10.11 Cleaners Sinks						
49965		<u>Vandal Resistant CP-BS J/V Hose Tap - Cold</u>	-	-	-	S7
49973		<u>Vandal Resistant CP-BS J/V Hose Tap - Hot</u>	-	-	-	-
49946		<u>Vandal Resistant CP-BS J/V Wall Sink Set (NSW) with 180H Swivel Gooseneck & Aerator</u>	-	5 Star	-	-
49940		<u>Vandal Resistant CP-BS J/V Hob Sink Set with Aerator</u>	-	5 Star	-	-
2.10.13 Floor Waste Gullies						
303185X		<u>HeelGrate® Stainless Steel Floor Drain Vinyl Round 150 x 100 with Stainless Steel Body PVC/HDPE/CU Slip-In</u>	✓	-	-	
303185XP		<u>HeelGrate® Stainless Steel Floor Drain Vinyl Round 150x100 with ABS Body PVC/HDPE/CU Slip-In</u>	-	-	-	
69468X		<u>Slip-Safe® SS Bolted Cleanout Round Vinyl 150x100 PVC/HDPE/CU Slip-In</u>	✓	-	-	

69468XP		<u>Slip-Safe® SS Bolted Cleanout Round Vinyl 150x100 with ABS Body PVC/HDPE/CU Slip-In</u>	-	-	-	
285007		<u>HD Flat Vertical Rainwater Outlet (No Mem) 100PVC/HDPE</u>	✓	-	-	
302185X		<u>HeelGrate® Stainless Steel Floor Drain Grate Round 150x100 PVC/HDPE/CU Slip-In</u>	✓	-	-	
285205		<u>DI Domed Vertical Rainwater Outlet (with Membrane and Clamp Ring) 100PVC/HDPE</u>	-	-	-	
2.10.14 Tap Fittings and Fixtures						
13284		<u>CP-BS Key Control Hose Tap 1/2 (15BSP) Less Key</u>	-	-	-	
12575		<u>BS Key for Key Control Tap Polished</u>	-	-	-	
100.81.20.20		<u>CliniMix® Lead Safe™ CMV2 Wall Mtd Handsfree POU, Proximity Sensor, Chrome Face Plate with Anti-Ligature Outlet</u>	✓	-	-	
100.41.10.20		<u>CliniMix® Lead Safe™ CMV2 Wall Mtd Handsfree POU, Wave On/Off with Chrome Face Plate</u>	✓	-	-	

101.10.70.10		<u>CliniMix® Lead Safe™ TMV SS Cabinet Assembly with Universal Door 20 Bottom In & Out</u>	✓	-	-	
101.11.70.10		<u>CliniMix® Lead Safe™ TMV SS Cabinet Assembly with Universal Door 20 Cold Bypass, Bottom In & Out</u>	✓	-	-	
201.71.00.00		<u>CliniMix® Mini Lead Safe™ 1/2" Thermostatic Mixing Valve</u>	✓	-	-	
201.70.01.09		<u>CliniMix® 1000 Lead Safe™ Thermostatic Mixing Valve</u>	✓	-	-	
201.70.11.09		<u>CliniMix® 1500 Lead Safe™ Thermostatic Mixing Valve</u>	✓	-	-	