




Design Standards & Product Specification for EFSG Facilities

Part 2: Sanitaryware Fixtures
New South Wales

SG811 Sanitary Fixtures

**GUIDE NOTE: Refer to Design Guide sections DG / HYDRAULICS GENERALLY
DG DRAINAGE (&TRADE WASTE)**

ID	TITLE	COMPLIANCE LEVEL
1	GENERAL	 MANDATORY

As per current [NATSPEC](#) except as follows

1.0 General

In accordance with the **NSW Government Resource Efficiency Policy**, all fixtures and fittings must be at least the average WELS star rating by product type. Where **WELS** rating is not available, use the alternative WaterMark rating scheme.

All new water-using appliances must be at least 0.5 stars above the average Water Efficiency Labelling and Standards (WELS) star rating by product type, except toilets and urinals, which must be purchased at the average **WELS** star rating.

Appliances and equipment purchased in the following categories with star ratings under the WELS scheme will be at least:

- showerheads – 3 stars (>7.5 but <=9.0 l/min)
- toilets – 4 stars
- urinals – 5 stars
- dishwashers – 5 stars
- taps and flow controllers – 5 stars.

2	PRODUCTS	 MANDATORY
---	----------	---

As per current [NATSPEC](#) 0811.2 Products except as follows

3	EXECUTION	 MANDATORY
---	-----------	---


As per current [NATSPEC](#) 0811.3 Execution.

4	SELECTIONS	 MANDATORY
---	------------	---

As per current [NATSPEC](#) 0811.4 elections except as follows

FIXTURE SCHEDULE

Basins schedule | Boys + Girls Communal Hall, Staff PS+HS, Materials Workshop HS

Property	Approved Product
Location	Hs Materials Workshop Ps Bulk Store (General Assistant) Ps Hs Staff Toilets Hs Toilets Boys + Girls (Gym Used as Entertainment Venue) Ps Toilets Boys + Girls (Hall Used by Community)
Catalogue Number or Model	<u>105.32.10.01</u> GalvinAssist® 500mm Wall Mount Basin with Overflow 1TH 
Material	Vitreous China
Colour	White
Size (L x W) (mm)	500 W X 410 L
Tap Holes	One (1)
Soap Recesses	Two (2)
Trap + Shroud	Concealed Trap + Shroud
Bottle Traps	Not Accepted
Plug + Waste Outlet Size	Complete With Anti Vandal Waste 40-32mm Chrome Plated Brass and White Plastic Plug
Installation and Support	Wall Mount Fixing Kit Included
Overflow	Yes
AS Compliance	AS 1428.1

Basins schedule | Access (1 tap hole)

Property	Approved Product
Location	HS + PS Accessible Toilets Accessible Bathrooms
Catalogue Number or Model	<u>105.32.10.01</u> GalvinAssist® 500mm Wall Mount Basin with Overflow 1TH

	
Material	Vitreous China
Colour	White
Size (L x W) (mm)	500 W X 410 L
Tap Holes	One (1)
Soap Recesses	Two (2)
Trap + Shroud	Concealed Trap + Shroud
Bottle Traps	Not Accepted
Plug + Waste Outlet Size	Complete With Anti Vandal Waste 40-32mm Chrome Plated Brass and White Plastic Plug
Installation and Support	Wall Mount Fixing Kit Included
Overflow	Yes
AS Compliance	AS 1428.1

Basins schedule | Access (3 tap holes)

Property	Approved Product
Location	HS + PS Accessible Shower & Toilet Assisted Shower Toilet Change Room
Catalogue Number or Model	105.32.10.03 GalvinAssist® 500mm Wall Mount Basin with Overflow 3TH 
Material	Vitreous China
Colour	White
Size (L x W) (mm)	500 W X 410 L
Tap Holes	Three (3)
Soap Recesses	Two (2)
Trap + Shroud	Concealed Trap + Shroud
Bottle Traps	Not Accepted
Plug + Waste Outlet Size	Complete With Anti Vandal Waste 40-32mm Chrome Plated Brass and White Plastic Plug
Installation and Support	Wall Mount Fixing Kit Included
Overflow	Yes
AS Compliance	AS 1428.1

Basins schedule | Individual Toilets, Clinic


Property	Approved Product
Location	HS + PS Staff Staff Ambulant Toilets Community Clinic
Catalogue Number or Model	105.32.13.01 GalvinAssist® Ultra-Compact Wall Mount Basin with Overflow 1TH 
Material	Vitreous China
Colour	White
Size (L x W) (mm)	385 W X 250 L
Tap Holes	One (1)
Soap Recesses	Two (1)
Trap + Shroud	Concealed Trap + Shroud
Bottle Traps	Not Accepted
Plug + Waste Outlet Size	Complete With Anti Vandal Waste 40-32mm Chrome Plated Brass and White Plastic Plug
Installation and Support	Wall Mount Fixing Kit Included
Overflow	Yes
AS Compliance	

Basins schedule | PS Staff Shower SSP

Property	Approved Product
Location	PS Staff Shower
Catalogue Number or Model	
Material	
Colour	
Size (L x W) (mm)	
Tap Holes	
Soap Recesses	
Trap + Shroud	
Bottle Traps	
Plug + Waste Outlet Size	

Installation and Support	
Overflow	
AS Compliance	

Baths schedule | Senior Student Unit Toilet


Property	Approved Product
Location	Senior Student Unit Toilet / Bathroom
Catalogue Number or Model	105.94.00.00 GalvinAssist® Slim Design Inwall Cistern, Less Flush Plate 
Material	Acrylic
Colour	White
Size (L x W) (mm)	1525 L X 720 W X 390 D
Type	Built In - Rectangular
Wall Thickness (mm)	
Waste Outlet Size	
Installation and Support	
Overflow	Yes
AS Compliance	

Sink schedule | Canteen

Property	Approved Product
Location	HS + PS Canteens
Catalogue Number or Model	105.82.00.01 GalvinAssist® SS, 150mm Sink, Double Centre Bowls, 1 TH 
Material	Stainless Steel Grade 304, Bright Finish
Bowls	Two (2)
Capacity Minimum	18 Litres (Each Bowl)
Size (L x W) (mm)	350 W x 405 L x 180 D (Each Bowl)

Drainer	Twin Located Both Sides Of Bowls. Fluted Finish. 380mm Each Drainer
Tap Holes	One (1)
Overflow	Yes
Overall Size	1500 L X 500 W

Laundry Trough schedule | Laundry, GLS (Art) Science Lab (eye wash), Visual Arts + Materials Workshop

Property	Approved Product
Location	HS Visual Arts Workshop HS Materials Workshop
Catalogue Number or Model	<u>105.83.10.01</u> GalvinAssist® Free Standing Laundry Tub 
Material	Stainless Steel
Bowls	One (1)
Capacity Minimum	45 Litre Bowls
Overall Size (L x W) mm	600 W x 500 Lx 900 H
Tap Holes	One (1)
Splashback Flange	At Back 25mm H
Bypass	Yes
Trough Mounting	White Permacoat Steel Cabinet with Hinged Door
Waste	Stainless Steel Grate
Splash Back	Standard
Splashback Material	Stainless Steel Satin Finish
Splashback Height	450 H
Splashback Width	Full Width of Laundry Trough


Bucket Sink schedule | hinged grate | Cleaners PS+HS, Botany/Zoology HS

Property	Approved Product
Location	HS + PS Cleaners Distributed Store Cleaning Supplies Store HS Botany Store <i>* No vitreous china Bucket Sinks to be used on school projects</i>
Catalogue Number or Model	
Material	
Finish	
Overall Size	
Back Flange	
Overflow	
Mounting	
Mounting Height	
Drainer	
Hinged Grate Material	


Bucket Sink schedule | no hinged grate | Wood / metal workshop, Outdoor Covered Workshop HS

Property	Approved Product
Location	HS Wood/Metal Workshop Outdoor covered workshop <i>* No vitreous china Bucket Sinks to be used on school projects</i>
Catalogue Number or Model	
Material	
Finish	
Overall Size	
Overflow	
Back Flange	
Mounting	
Mounting Height	
Drainer	

Water Closet Assemblies | Access PS + HS


Property	Approved Product
Location	HS + PS Access Toilet Staff or Student HS + PS Access Shower/Toilet HS + PS Access Shower/ Toilet / Change
Catalogue Number or Model	<u>105.10.10.01</u> GalvinAssist® Wall Faced, Clean Flush, Easy Care, Accessible Toilet Suite with Blue Seat 
WELS Rating	4 Star
Dual Flush	4.5/ 3 Litre Dual Flush
Backrest	<u>105.76.02.01</u> GalvinAssist® PWD Backrest
Seat	Galvinassist® Single Flap Seat, Sorrento Blue, Institutional Hinges, Rotatable/Buffers. Ensure Floor+ Wall Tile Colour Selection Achieves AS 1428.1 Luminous Contrast to Seat
Material	Vitreous China
Cistern	Complete with Integral Close Coupled Vitreous Cistern & Raised Buttons
Cistern Buttons	GalvinAssist® Raised Buttons
Flush Pipe	
As Compliance	AS 1428.1

Water Closet Assemblies Schedule | Girls Boys PS + HS

Property	Approved Product
Location	PS Toilets Boys + Girls HS Toilets Boys + Girls
Catalogue Number or Model	<u>105.10.00.03</u> GalvinAssist® Close Coupled, Clean Flush Toilet Suite with Blue Seat 
WELS Rating	4 Star
Dual Flush	4.5/ 3 Litre Dual Flush

Seat	Blue Single Flap Vandal Resistant Seat and Blind Fixings
Material	Vitreous China
Cistern	GalvinAssist® Vitreous Cistern with Adjustable Height Connector 4.5/ 3 L Dual Flush, Wall Fixed Low Level Cistern
AS Compliance	AS 1172

Water Closet Assemblies Schedule | Girls Boys Pre School + Early Childhood

Property	Approved Product
Location	Pre school Early Childhood Unit
Catalogue Number or Model	682001809 Ifo Sign 6820 Junior Toilet 4.5L / 3L Dual Flush with Soft-Close Seat, S-Trap – White 
WELS Rating	4 Star
Dual Flush	4.4/3.1 Litre Dual Flush
Height Floor to Seat	740mm
Seat	White, Double Flap, Soft Closing
Material	Ceramic
Cistern	Included - bolted onto pan for enhanced back support
AS Compliance	

Water Closet Assemblies Schedule | Staff, Ambulant


Property	Approved Product
Location	Staff Staff + Student Ambulant
Catalogue Number or Model	105.10.20.00 GalvinAssist® Wall Faced, Clean Flush, Easy Care, Ambulant Toilet Suite with Soft Close Seat 
Dual Flush	4.5/ 3 Litre Dual Flush

Seat	Galvinassist® Single Flap Seat White
Material	Vitreous China
Cistern	GalvinAssist® Integral Cistern 4.5/ 3 L Dual Flush, Wall Fixed Low-Level Cistern
AS Compliance	AS1428.1

Urinal Assemblies Schedule | Boys PS + HS

Property	Approved Product
Location	PS + HS Toilets Boys
Catalogue Number or Model	
Length	
Fall to Centre Waste	
Material	
Outlet	
Inlet	
Anti-Drum Compound	

Urinal Flusher Schedule | Boys PS + HS

Property	Approved Product
Location	PS + HS Toilets Boys
Catalogue Number or Model	<p>TZ-FLOWFLUS Flowmatic® Automatic Flusher Ceiling/Wall Mounted for Urinal 15 24v AC</p> 
Type	Flowmatic® Automatic Flusher Ceiling/Wall Mounted for Urinal 15 24v AC
Solenoid Valve	Solenoid Valve AS MP52 Spec 030slow Shut Off to Reduce Water Hammer Capable Of Operating in The Range of Varying Water Pressures Across NSW
WELS	5 Star – When Installed on 600mm of Urinal
Program Range	Flush Duration: 5,10 Seconds Flush Interval: 6,8,12,24 Hrs
Reset	Auto Reset to Programmed Operation After Power Failure

Hygienic Flush	One Flush Within A 12-Hr Period When Inactive.
Power Supply	240 V Via AC Adaptor
Installation	Fully Concealed Allow Access for Servicing

Fabricated SS Trough | Wash / Drinking Trough PS + HS

Property	Approved Product		
Location	Boys + Girls Toilets Outdoor Learning Areas Drinking Facilities General HS Showers + Change		
Catalogue Number or Model			
Material			
Outlet			
Corners + Edging			
Identification			
Plumbing			
Rim Height to Ground or FFL		Wash Trough	Drinking Trough
	Pre School		
	Primary School		
	Secondary		
Trough Guard			
Splash Back			
Support Assembly			

Fabricated SS Trough | Art Trough PS + HS

Property	Approved Product
Location	HS Visual Arts Workshop HS Materials Workshop HS GLS with Art Space
Catalogue Number or Model	
Type	
Reference Drawing	
Material	
Size Type 1	
Size Type 2	
Outlet	

Installation	
Splash Back	
Material	

Fabricated SS Trough | Special Art Trough with Bench PS + HS

Property	Approved Product
Location	PS Outdoor Learning Area
Reference	Refer to EFSG / SG / SG DRAWING SG 504/1

Clay / Plaster Arrestor | Art Trough with Pottery Wheel HS


Property	Approved Product
Location	HS Visual Arts Workshop GLS with Pottery Wheels
Type 1	Stainless Steel Clay/Plaster Arrestor with Removable Lid, Perforated Stainless Steel Strainer Basket and Baffles On Castors
Reference Drawing	SG / SG Drawing SG 405/2
Material	Stainless Steel Grade 304 No4 Linish 0.9mm and 1.2 Mm Thick
Connection	50mm Universal Trap
Inlet	PVC 50mm Diameter on Raised End of Unit
Outlet	PVC 50mm Diameter with Grate Removed
Overflow	Yes
Strainer Basket	Removable
Perforations	2 mm Diameter 15 mm Centres
Locating Springs	Two (2) Attached to Baffle to Ensure Strainer Basket is Located Under Inlet Lip
Baffles	Two (2) Permanently Fixed
Type 2	
Removable	One (1) Solid One (1) Perforated
Perforations	5 mm Diameter, 8 mm Centres
Outlet Control	
Type	Box, Positioned Over Outlet with Open Bottom End and a 0.4 mm Diameter Hole in Top
Maintenance	Lid, Strainer Basket and Removable Baffles Must Be Able to be Removed while the Clay / Plaster Arrestor is in Position and without Disconnecting the Inlet and Outlet

Fabricated SS Trough | Plant Soaking Shelf Trough HS

Property	Approved Product
Location	HS
Type	Fabricated Flush SS Trough Assembly Recessed into Laminated Bench Top. Tapware with Anti-Rotation Lugs to be Fitted to Both Ends of The Trough
Reference Drawing	SG / SG Drawing SG 404/1 SG / SG Metalwork
Material	Stainless Steel Grade 304 Satin Finish 0.9 mm Thick
Size	
Height	950mm Rim Height from Floor
Outlet	50mm, SS Grate with Sufficient Fall to Effectively Drain Water to the Grate, Locate in Centre
Overflow	Yes
Splash Back	Height 450 Mm from Top Of Benchtop Fixed Securely to Wall
Material	Stainless Steel Grade 304 No4 Finish 0.9 mm Thick

Splashbacks | PS + HS

Property	Approved Product
Location	Refer to EFSG / SG / MISCELLANEOUS FURNITURE / STANDARD DoE FURNITURE ITEMS Include List of Location/a where Splashbacks are Required
Type	Stainless Steel Splashback
Material	Stainless Steel Grade 304 No4 Finish 0.9 mm Thick
Splash Back	Height 450 mm from Top of Bench Unless Nominated Otherwise
Length	To Suit Application
Installation	Fix Securely to Wall. Seal Between Bottom Edge of Splashback and Benchtop with White Silicone Mastic, Gunned in, Waterproof Seal

ID	TITLE	COMPLIANCE LEVEL
4.2	SELECTIONS	 MANDATORY
As per current NATSPEC 0811.4 Selections except as follows		

GUIDE NOTE: Delete subclause "4.1 Sanitary Fixtures" nominated in NATSPEC Building Template/ Worksection and replace with the following text:


4.1 Items with integrated Sanitary Fixtures Installed by Contractor – Refer SG / Miscellaneous Furniture Section

All items to be installed by the building contractor in accordance with statutory requirements.

GUIDE NOTE: Remove fixtures not required. Insert project specific locations.

Refer to [EFSG](#) SG / MISCELLANEOUS FURNITURE.

B-05 Bench Cupboard PS + HS | Staff, Sick Bay, First Aid, Library, [GLS](#) | SK-42 sink

Property	Approved Product
Location	Staff Room Adjoining Staff Annex Sick Bay Office Workroom GLS with Sink Library Administration
Catalogue Number or model	105.82.00.01 GalvinAssist® SS, 1500mm Sink, Double Centre Bowls, 1 TH (3 TH also available) 
Material	Stainless Steel Grade 304, Bright Finish
Bowls	Two (2)
Overflow	Yes
Capacity Minimum	18 Litre (Each Bowl)
Size (L x W) (mm)	350 W x 420 L x 180 D (Each Bowl)

Drainer	Twin Located Both Sides Of Bowls. Fluted Finish. 380mm Each Drainer
Tap Holes	One (1) *3 TH Also Available
Overall Size	1500 L X 500 W

B-06 Bench Cupboard HS | Science Learning Spaces | SK-32

Property	Approved Product
Location	Science Learning Spaces
Catalogue Number or Model	
Material	
Capacity Minimum	
Size (L x W) (mm)	
Tap Holes	
Overall Size	

B-080S Bench Cupboard PS | PAA | SK-40

Property	Approved Product
Location	Practical Activities Area Shared Practical Activity Area Practical Activities Area io/is/p BD/CD/ED Shared Practical Activity Area IO.IS/P BD/CD/ED
Catalogue Number or Model	
Material	
Size (L x W) (mm)	
Tap Holes	
Overall Size	


B-21 Bench Cupboard HS | PAA | SK-50

Property	Approved Product
Location	HS Practical Activities Area
Features	B21 Bench Cupboard, Technology and Top, Bench Technology, SK 50 Craft Trough
Catalogue Number or Model	
Material	
Size (L x W) (mm)	
Tap Holes	


B-21 Bench Cupboard HS | Science Prep, Science GLS with Demonstration Bench | SK-32

Property	Approved Product
Location	HS Science Preparation Area HS GLS with Science Demonstration Bench
Features	B21 Bench Cupboard and Top, Bench Technology, SK32 Sink
Catalogue Number or Model	
Material	
Capacity Minimum	
Size (L x W) (mm)	
Tap Holes	

B-21 Bench Cupboard HS | Staff, Community Clinic, Fitness Lab, Kitchen Type 1+2, GLS Type 7+14 | SK-41


Property	Approved Product
Location	Community Clinic & Staff Room HS Clinic Boys HS Fitness Laboratory HS GLS Type 7 + 14 HS Preparation/Printing HS Kitchen Type 1 and 2
Features	B21 Bench Cupboard And Top, Bench Technology, Stainless Steel SK41 Sink
Catalogue Number or Model	105.82.00.01 GalvinAssist® SS, 1500mm Sink, Double Centre Bowls, 1 TH (3 TH also available) 
Material	Stainless Steel Grade 304, Bright Finish
Bowls	Two (2)
Capacity Minimum	18 Litre (Each Bowl)
Size (L x W) (mm)	350 W x 420 L x 180 D (Each Bowl)
Drainer	Twin Located Both Sides Of Bowls. Fluted Finish. 380mm Each Drainer
Tap Holes	One (1) *3 TH Also Available
Overall Size	1200L x 500mm W x 180mm D

B-21 Bench Cupboard PS + HS | Sick Bay, Girls Clinic, Tea Room, Special Programs, Staff | SK-42

Property	Approved Product
Location	Hs Clinic Girls Tea Room Special Programs Room Staff Room Ps Sick Bay
Features	B21 Bench Cupboard and Top, Bench Technology, Stainless Steel SK 42 Sink
Catalogue Number or Model	105.82.00.01 GalvinAssist® SS, 1500mm Sink, Double Centre Bowls, 1 TH (3 TH also available) 
Material	Stainless Steel Grade 304, Bright Finish
Bowls	Two (2)
Capacity Minimum	18 Litre (each bowl)
Size (L x W) (mm)	350 W x 405 L x 180 D each bowl
Drainer	Twin Located Both Sides of Bowls. Fluted Finish. 380mm Each Drainer
Tap Holes	Three (3)
Overall Size	1500 L x 500 W

B-21 Bench Cupboard PS + HS | Support PAA, Tea Room, Kitchen Prep, Kitchen Type 1 + 2 | SK-34

Property	Approved Product
Location	Practical Activities Area BD/CD/ED Practical Activities Area IO/IS/P Shared Practical Activities Area IO/IS/P Tea Room HS Kitchen Preparation HS Kitchen Domestic and Semi-Commercial
Features	B21 Bench Cupboard and Top, Bench Technology, Stainless Steel SK34 Sink
Catalogue Number or Model	105.82.00.01 GalvinAssist® SS, 1500mm Sink, Double Centre Bowls, 1 TH (3 TH also available)

	
Material	Stainless Steel Grade 304, Bright Finish
Bowls	Two (2)
Capacity Minimum	18 Litre (Each Bowl)
Size (L x W) (mm)	350 W x 420 L x 180 D (Each Bowl)
Drainer	Twin Located Both Sides of Bowls. Fluted Finish. 380mm Each Drainer
Tap Holes	One (1) *3 TH Also Available
Overall Size	1200L x 500mm W x 180mm D

B-48 Bench Cupboard HS | Science Laboratory | SK-32

Property	Approved Product
Location	HS Science Laboratory
Features	B48 Bench Demonstration Science
Catalogue Number or Model	
Material	
Capacity Minimum	
Size (L x W) (mm)	
Tap Holes	
Overall Size	

B-70 Darkroom Trough HS | Visual Art | SK-41

Property	Approved Product
Location	HS Dark Room
Features	B70 Darkroom Trough with Bench Support T Aps, Trough and Tapware Supplied by the Nominated Furniture Supplier. Installation, Install, Test and Commission all Fittings in Accordance with Statuary Requirements.
Catalogue number or model	<u>105.82.00.01</u> GalvinAssist® SS, 1500mm Sink, Double Centre Bowls, 1 TH (3 TH also available)

	
Material	Stainless Steel Grade 304, Bright Finish
Bowls	Two (2)
Capacity minimum	18 Litre (Each Bowl)
Size (L x W) (mm)	350 W x 420 L x 180 D (Each Bowl)
Drainer	Twin Located Both Sides of Bowls. Fluted Finish. 380mm Each Drainer
Tap Holes	One (1) *3 TH Also Available
Overall Size	1200L x 500mm W x 180mm D

M-79 Top PS | PAA | SK-40

Property	Approved Product
Location	Practical Activities Area
Features	M-79 Top, Bench Technology, SK-40 (PA Trough)
Catalogue Number or Model	
Material	
Size (L x W) (mm)	
Tap Holes	
Overall Size	

Sp-48 Bench Cupboard HS | Science | SK-32

Property	Approved Product
Location	HS Science Laboratory
Supply	Sp-48 Bench, height adjustable (front wind), Science, flexible waste connection
Catalogue Number or Model	
Material	
Capacity Minimum	
Size (L x W) (mm)	
Tap Holes	
Overall Size	

Sp-49 Bench Cupboard HS | Kitchen Type 1 | SK-41

Property	Approved Product
Location	HS Kitchen Domestic
Supply	Sp-49 Bench, Height Adjustable (Front Wind), Kitchen, Flexible Waste Connection
Catalogue Number or Model	<u>105.82.00.01</u> GalvinAssist® SS, 1500mm Sink, Double Centre Bowls, 1 TH <i>(3 TH also available)</i>
	
Material	Stainless Steel Grade 304, Bright Finish
Bowls	Two (2)
Capacity Minimum	18 Litre (Each Bowl)
Size (L x W) (mm)	350 W x 420 L x 180 D (Each Bowl)
Drainer	Twin Located Both Sides of Bowls. Fluted Finish. 380mm Each Drainer
Tap Holes	One (1) *3 TH Also Available
Overall Size	1200L x 500mm W x 180mm D

B-0506 Bench Cupboard | Support PAA | SK-41

Property	Approved Product
Location	Practical Activities Area BD/CD/ED
Supply	B-0506 Bench Cupboard 1200, Sink (white)
Catalogue Number or Model	<u>105.82.00.01</u> GalvinAssist® SS, 1500mm Sink, Double Centre Bowls, 1 TH <i>(3 TH also available)</i>
	
Material	Stainless Steel Grade 304, Bright Finish
Bowls	Two (2)
Capacity Minimum	18 Litre (Each Bowl)
Size (L x W) (mm)	350 W x 420 L x 180 D (Each Bowl)

Drainer	Twin Located Both Sides of Bowls. Fluted Finish. 380mm Each Drainer
Tap Holes	One (1) *3 TH Also Available
Overall Size	1200L x 500mm W x 180mm D