

ISSUE 5
APRIL 2026

galvin

Water Solutions for a Healthier Environment



**Mental Health
Solutions**

Safety in Design – Understanding the Challenges

Studies have shown that the optimal environment for patients of mental health facilities is one that mimics a homely environment. This concept is known as “normalisation”. Normalisation has since become more common than the traditional clinical environments of the past which focused on safety aspects rather than aesthetic and design aspects.

Where are the risks in mental health facilities, and how do they affect patients and staff?

Bedrooms and bathrooms pose the greatest risks, offering ligature points and the potential for patients to barricade themselves and others from staff.

Hanging, strangulation, or suffocation, accounting for 61% of intentional self-harm deaths in Australia (Australian Bureau of Statistics, 2023, Causes of Death), are the most common methods.

Declining staff numbers due to burnout and safety concerns heighten risks and challenge ongoing patient support. Ensuring a safe environment remains a fundamental duty of care.

How many people are accessing mental health services?

In 2020-2022, 17.4% of Australians (3.4 million people) aged 16-85 years saw a health professional for their mental health. In addition, nearly 945,000 (4.8%) accessed other services using digital technologies for their mental health. (Australian Bureau of Statistics [2022-2022], National Study of Mental Health and Wellbeing)

What is the impact of mental illness?

Over 2 in 5 (43%, or 8.5 million) Australians aged 16–85 are estimated to have experienced a mental disorder at some time in their life, with 1 in 5 (21.5%, or 4.3 million) having experienced a mental disorder in the previous 12 months (Australian Bureau of Statistics, 2020-2022, National Study of Mental Health and Wellbeing).

Mental disorders accounted for 13% of the total burden of disease in Australia in 2015. (Australian Burden of Disease Study, 2018).

Mental and behavioural disorders were present in almost 64% or 2,057 of deaths of people who died by suicide. (Australian Bureau of Statistics, 2023)

Mental health conditions and substance use disorders were the leading cause of non-fatal burden of disease (26%), with anxiety disorders, depressive disorders and bipolar disorder accounted for over half of the burden. (Australian Burden of Disease Study, 2023)



HANGING, STRANGULATION, OR SUFFOCATION ARE THE MOST COMMON METHODS FOR INTENTIONAL SELF-HARM DEATHS (61%).

How can mental health care facility design help?

Most environmental psychologists agree that the physical environment can encourage positive behaviour and reduce suicide risk by eliminating elements that support hanging or self-injury (Gabb, Speicher, & Lodl, 1992).

Ulrich et al. (2012) found that design attributes such as private rooms, reduced crowding, movable furniture, better acoustics, natural light, nature views and artwork, home-like design, and staff visibility decrease patient aggression.

Other researchers (Li et al., 2008; Stewart et al., 2011) recommend removing fixtures such as handles, pipes, fittings, and curtain rails to reduce self-harm opportunities, while Dobrohotoff and Llewellyn-Jones (2011) suggest high ceilings and collapsible rails for the same purpose.

Mental health facility design is critical to care, influencing patient perceptions, staff behaviour, and overall service delivery.

Design operates on both architectural (layout, size, external and internal structure, grounds) and interior (furniture, finishes, colour, artwork, and aesthetics) levels, shaping how patients and staff experience and interact with the environment.

Our Mission

Designing, manufacturing and supplying safe, green and smart water solutions for high risk and high care environments lies at the heart of what we do.

Our products have been designed exclusively for mental health facilities. Our range of innovative bathroom at-risk-patient protection products have been carefully selected from leading international manufacturers or locally manufactured in Australia.

We are committed to providing market-leading products to suit every application and exclusively design and distribute a wide range of established products, and can modify, adapt, source or create a solution for your unique situation. The design of our products reflects a modern philosophy that promotes a safe but normalised environment assisting with wellbeing and rehabilitation. Strong emphasis is placed on designs that incorporate home like, non-institutional environments that imbue familiarity and a sense of being valued.



THE SUITE OF PRODUCTS
IS RECOGNISED AS THE
MOST EFFECTIVE AND
FAILSAFE LIGATURE
RESISTANT SOLUTIONS
AVAILABLE WORLDWIDE.

Definitions

Ligature Resistant and Anti-Ligature

The terms ligature resistant and anti-ligature have many varying definitions, and are often used interchangeably, especially in healthcare and behavioural health settings.

The terminology also varies across countries. In Australia and the UK, the use of anti-ligature seems more common, whilst in the USA, ligature resistant appears more predominant.

Ligature resistant and anti-ligature refer to the design features or modifications incorporated into products and spaces specifically aimed at minimising or preventing individuals from using a ligature to harm themselves, particularly through hanging or strangulation.

With products, this typically means designed to be without points where a cord, rope, or other material, can be looped or tied to create a point of attachment that could be used by vulnerable individuals for self-harm.

Vandal Resistant and Anti-Vandal

The terms vandal resistant and anti-vandal have many varying definitions, and are often used interchangeably, especially in educational, healthcare and public settings.

Vandal resistant and anti-vandal refer to features or designs incorporated into products and spaces specifically aimed at deterring or preventing acts of vandalism or intentional damage to property. These features can include durable materials, robust

construction, rounded edges, concealed components, reinforced structures, and tamper-resistant fixtures.

By implementing vandal resistant and anti-vandal measures, the risk of property damage, disruption of services, and associated costs can be significantly reduced. It is important because it helps protect infrastructure, ensures the smooth operation of essential services, and contributes to creating safe and well-maintained environments for everyone to enjoy.

Health Planning Units Key

Health Planning Units are a key feature of the AushFG and provide detailed information regarding common clinical departments or services in hospitals and other healthcare settings. To assist with identifying which of our products fall under each of the Health Planning Units, we have utilised the following key throughout the brochure:

B.0133 Emergency Short Stay

A mental health service providing short term admission for those with low to medium acuity mental health problems who present to an Emergency Department and do not require admission to an acute mental health inpatient unit.

B.0135 Older Peoples Acute

An acute mental health inpatient unit providing short to medium term assessment and treatment services for those aged 65 and over and who are experiencing a severe episode of mental illness that cannot be adequately treated in a less restrictive environment.

B.1034 Adult Acute

Short to medium term inpatient assessment and treatment services for adults with possible or diagnosed severe mental illness who cannot be adequately assessed and treated in a less restrictive setting.

B.0136 Non Acute

The management of consumers requiring a non-acute inpatient mental health admission. The scope of this HPU includes rehabilitation and extended care non acute inpatient mental health services, and low to medium secure forensic services.





Mental Health Bathroom Solution

Mental Health bathroom design should be planned and centered around normalising the users environment with sanitaryware fixtures and fittings that are robust and designed to reduce the instances of self or carer harm. The design of our products reflects a new vision and philosophy for mental health facilities that is rooted in hope, healing and recovery.



Tapware

Our mental health specific tapware are designed to enhance usability and accessibility with a variety of options including accessible, sensor, and ligature resistant design.

 B.0133 Emergency Short Stay
  B.0134 Adult Acute
  B.0135 Older People Acute
  B.0136 Non Acute




GalvinCare® CP-BS Lead Safe™ MH Ligature Resistant Paddle Wall Top Assembly 1/4 Turn C/D- Hot & Cold

Product Code: 120.71.16.01 & 120.71.16.02



GalvinCare® CP-BS Lead Safe™ MH Ligature Resistant Multi-Grip Wall Top Assembly C/D - Hot/Cold

Product Code: 121.02.03.01 & 121.02.03.02



GalvinCare® CP-BS Lead Safe™ MH Ligature Resistant Ezy-Grip Wall Top Assembly C/D - Hot/Cold

Product Code: 121.01.03.01 & 121.01.03.02



GalvinCare® CP-BS Lead Safe™ 75° Angled Wall Fixed Outlet 140mm with Forward Facing Aerator

Product Code: 121.44.40.00



GalvinCare® CP-BS Lead Safe™ MH Ligature Resistant Wall Outlet 15 FI

Product Code: 121.41.40.00



GalvinCare® CP-BS Lead Safe™ MH Ligature Resistant Wall Outlet 15 FI (110mm)

Product Code: 121.47.40.00



CliniMix® CMV2 Wall Mtd Handsfree POU, Wave On/Off, CP Face Plate & Ligature Resistant Outlet

Product Code: 100.81.10.20



Flowmatic® Automatic Concealed Sensor 24v AC for Basin/Sink with SS Face Plate

Product Code: TZ-FLOWTAPC24



GalvinCare® CP-BS Lead Safe™ MH Ligature Resistant Ezy-Grip Basin Set with High Flow

Product Code: 121.63.23.03






GalvinCare® CP-BS Lead Safe™ MH Ligature Resistant Multi-Grip Basin Set with High Flow Spout

Product Code: 121.64.23.03

Basins

Our range of mental health specific basins offer various activation options to accommodate diverse risk levels. These basins are designed with features such as ligature resistant properties, robust construction, and minimum depth requirements, ensuring a secure and adaptable solution.

 B.0133 Emergency Short Stay
  B.0134 Adult Acute
  B.0135 Older People Acute
  B.0136 Non Acute



Wallgate Ligature Resistant S/Surface Basin with Dual Outlet & Piezo Activation

Product Code: WHB-200W-AUS



Wallgate Ligature Resistant S/Surface Wall Basin with Rear Waste OTH - Rear Fixed

Product Code: 123.01.90.40



Wallgate S/Surface Wall Basin with Exposed Services OTH

Product Code: 123.00.04.40



Wallgate S/Surface Narrow Shroud for Wall Basin with Exposed Services

Product Code: 123.00.91.40



GalvinAssist® 600mm Wall Mount Basin with Overflow (LH/RH)

Product Code: 105.33.10.01 & 105.33.11.01



GalvinAssist® 720mm Accessible Wall Basin without Overflow OTH (LH/RH)

Product Code: 105.30.71.01 & 105.30.70.01



Wallgate Ligature Resistant S/Surface Wall Basin with Integ Outlet & Shelf - Front Fixed (LH/RH)

Product Code: 123.02.00.40 (LH), 123.02.10.40 (RH)



Wallgate Ligature Resistant S/Surface Wall Basin with Integ Outlet - Rear Fixed

Product Code: 123.01.10.40



Wallgate Ligature Resistant S/Surface High Secure Basin with Single Outlet & 2 Piezo Activation

Product Code: ALS-181W-2-AUS






GalvinAssist® 650mm Wall Basin Type A without Overflow OTH (non-patient areas only)

Product Code: 106.30.60.01

Toilets

Our toilets feature a robust selection of vandal resistant, ligature resistant solid surface pans. With a focus on durability and safety, these toilets are designed to meet the unique requirements of secure environments, ensuring both resilience and risk mitigation.

 B.0133 Emergency Short Stay
  B.0134 Adult Acute
  B.0135 Older People Acute
  B.0136 Non Acute



Wallgate Ligature Resistant S/Surface Ambulant Pan Covered with Integ Grey Seat 476x652mm

Product Code: 123.42.32.40



Wallgate WC Electronic Cistern Pack for 1 WC with Cistern, Piezo Activated - Single Button, Dual Flush

Product Code: SCPK01-PB-CIST19



GalvinAssist® Clean Flush Accessible Toilet Pan with Single Flap Blue Seat

Product Code: 105.11.10.01



GalvinAssist® Clean Flush Ambulant Toilet Pan with Double Flap Soft Close White Seat

Product Code: 105.11.20.00



GalvinCare® SS MH Ligature Resistant Dual Flush Plate Assembly for Pneumatic Inwall Cistern with Conical Buttons

Product Code: 656514




SS Vandal Resistant Dual Flush Plate Assembly for Pneumatic Inwall Cistern with CP-BS Flush Buttons

Product Code: 656507



Wallgate Ligature Resistant S/Surface Accessible Pan Covered with Integ Grey Seat 460x810mm

Product Code: 123.44.32.40



Wallgate Ligature Resistant S/Surface Pan Covered with Integ Grey Seat 446x702mm

Product Code: 123.41.32.40



Wallgate Pneumatic Activated Concealed Slimline Cistern

Product Code: CIST19-PNEU-2




Pneumatic Activated Concealed Dual Flush Cistern 3/4.5Ltr

Product Code: 601602

Showers

Our showers feature sturdy and height-adjustable shower heads, coupled with lever and ligature resistant tapware options, ensuring adaptability and accessibility for users.

 B.0133 Emergency Short Stay
  B.0134 Adult Acute
  B.0135 Older People Acute
  B.0136 Non Acute



GalvinCare® CP-BS Lead Safe™ MH Ligature Resistant Wall Mtd Shower Rose

Product Code: 121.33.64.00



GalvinCare® Brushed SS304 MH Ligature Resistant Ceiling Mtd Shower with Removable Plate

Product Code: 121.70.62.11



GalvinCare® CP-BS Lead Safe™ MH Ligature Resistant Shower Rose with 100mm Bolting Plate

Product Code: 121.35.64.00



GalvinCare® CP-BS Lead Safe™ MH Ligature Resistant Ceiling Mtd Shower Rose with SS Plate

Product Code: 121.70.10.00



GalvinCare® CP-BS Lead Safe™ MH Ligature Resistant Inwall Progressive Shower Mixer - Warm & Cold

Product Code: 120.52.11.04



CliniMix® CP-BS Lead Safe™ MH Ligature Resistant Inwall Thermostatic Progressive Shower Mixer - Warm & Cold

Product Code: 100.50.75.01



GalvinCare® CP-BS Lead Safe™ MH Ligature Resistant Safe-Connect Shower Head & Hand Shower

Product Code: 121.36.64.92



GalvinCare® CP-BS MH Hand Shower, Ligature Resistant Wall Connection & Hose Assembly

Product Code: 40707



GalvinCare® CP-BS Lead Safe™ MH Ligature Resistant Diverter Assembly with Paddle Handle

Product Code: 120.42.13.00






GalvinCare® CP-BS MH Ligature Resistant Electronic Concealed Shower Mixer with Paddle Handle & Controller

Product Code: TZ-FLOWTMSHWINR

Drains

Our range of drains include options that help mitigate the risks of self-harm and contraband concealment, prioritising safety and wellbeing.

 B.0133 Emergency Short Stay
  B.0134 Adult Acute
  B.0135 Older People Acute
  B.0136 Non Acute




GalvinCare® Polished SS Floor Drain Round Vinyl 150x100BSP

Product Code: 303079X



Slip-Safe® SS316 Bolted Cleanout Round 150 x 100 PVC/HDPE/CU Slip-In

Product Code: 67790X



GalvinCare® Polished SS316 Ligature Resistant Floor Drain Round 100x80BSP with Short Tail for Balcony Body

Product Code: 303075X



Slip-Safe® SS Bolted Cleanout Round Vinyl 150x100 PVC/HDPE/CU Slip-In

Product Code: 69468X



HeelGrate® SS Floor Drain Vinyl Round 150 x 100 with SS Body PVC/HDPE/CU Slip-In

Product Code: 303185X



HeelGrate® SS316 Floor Drain Grate Round 150 x 100 PVC/HDPE/CU Slip-In

Product Code: 302185X



GalvinCare® Polished SS316 Ligature Resistant Floor Drain Round Vinyl 100x80BSP

Product Code: 303077X




GalvinCare® Polished SS316 Ligature Resistant Floor Drain Round 100x80BSP

Product Code: 303070X



Slip-Safe® SS316 Bolted Cleanout Round 100 x 80 PVC Slip-In

Product Code: 67710X



PPR Floor Drain Adaptor Ring 80 BSP FI x 100 PVC/HDPE Slip-in

Product Code: 302168

Accessories

Our range of accessories have been developed to complement our sanitaryware products. The ligature resistant accessories range includes: mirrors, shelves, toilet-roll holders, grab rails and other washroom products.



Wallgate Ligature Resistant S/Surface Recessed Toilet Roll Holder

Product Code: TRH-04



Wallgate Ligature Resistant S/Surface Toilet Roll Holder

Product Code: TRH-02W



GalvinCare® Powder Coated MH Ligature Resistant Grab Rail 300mm (LH/RH)

Product Code: 42200, 42207



GalvinCare® Powder Coated MH Ligature Resistant Grab Rail 900mm (LH/RH)

Product Code: 42249, 42256



Wallgate Ligature Resistant S/Surface Recessed Shower Shelf

Product Code: ALF-04



GalvinCare® Ligature Resistant S/Surface Recessed Washroom Shelf 500x200mm

Product Code: 42100



GalvinCare® Powder Coated MH Ligature Resistant 90° Grab Rail 450x450mm (LH/RH)

Product Code: 42290, 42294



GalvinCare® Powder Coated MH Ligature Resistant 30° Grab Rail 700x950mm (LH/RH)

Product Code: 42284, 42287




Wallgate Ligature Resistant S/Surface Shelf 470x140mm - Rear Fixed

Product Code: ALF-01FFW



Wallgate Ligature Resistant Polycarb Mirror with S/Surface Frame Rear Fixed 450x1010mm

Product Code: ALM-06W





























































GalvinCare® Ligature Resistant Single Robe/Towel Hook

Product Code: THK-01



GalvinCare® Ligature Resistant Double Robe/Towel Hook

Product Code: THK-02

	Product Code	Product Description	Emergency Short Stay	Adult Acute	Older Peoples Acute	Non Acute
Tapware	100.81.10.20	CliniMix® CMV2 Wall Mtd Handsfree POU, Wave On/Off, CP Face Plate & Ligature Resistant Outlet				
	TZ-FLOWTAPC24	Flowmatic® Automatic Concealed Sensor 24v AC for Basin/Sink with SS Face Plate				
	120.71.16.01, 120.71.16.02	GalvinCare® CP-BS Lead Safe™ MH Ligature Resistant Paddle Wall Top Assembly 1/4 Turn C/D				
	121.02.03.01, 121.02.03.02	GalvinCare® CP-BS Lead Safe™ MH Ligature Resistant Multi-Grip Wall Top Assembly C/D - Cold/Hot				
	121.01.03.01, 121.01.03.02	GalvinCare® CP-BS Lead Safe™ MH Ligature Resistant Ezy-Grip Wall Top Assembly C/D - Cold				
	121.44.40.00	GalvinCare® CP-BS Lead Safe™ 75° Angled Wall Fixed Outlet 140mm with Forward Facing Aerator				
	121.41.40.00	GalvinCare® CP-BS Lead Safe™ MH Ligature Resistant Wall Outlet 15 Fl				
	121.47.40.00	GalvinCare® CP-BS Lead Safe™ MH Ligature Resistant Wall Outlet 15 Fl (110mm)				
	121.63.23.03	GalvinCare® CP-BS Lead Safe™ MH Ligature Resistant Ezy-Grip Basin Set with High Flow Spout				
121.64.23.03	GalvinCare® CP-BS Lead Safe™ MH Ligature Resistant Multi-Grip Basin Set with High Flow Spout					
Basins	123.02.00.40, 123.02.10.40	Wallgate Ligature Resistant S/Surface Wall Basin with Integ Outlet & Shelf - Front Fixed (LH/RH)				
	123.01.10.40	Wallgate Ligature Resistant S/Surface Wall Basin with Integ Outlet - Rear Fixed				
	WHB-200W-AUS	Wallgate Ligature Resistant S/Surface Basin with Dual Outlet & Piezo Activation				
	123.01.90.40	Wallgate Ligature Resistant S/Surface Wall Basin with Rear Waste 0TH - Rear Fixed				
	123.00.04.40	Wallgate S/Surface Wall Basin with Exposed Services 0TH				
	123.00.91.40	Wallgate S/Surface Narrow Shroud for Wall Basin with Exposed Services				
	105.33.10.01, 105.33.11.01	GalvinAssist® 600mm Wall Mount Basin with Overflow (LH/RH)				
	105.30.71.01	GalvinAssist® 720mm Accessible Wall Basin No Overflow 0TH (LH/RH)				
	ALS-181W-2-AUS	Wallgate Ligature Resistant S/Surface High Secure Basin with Single Outlet & 2 Piezo Activation				
106.30.60.01	GalvinAssist® 650mm Wall Basin Type A without Overflow 0TH					
Toilets	123.44.32.40	Wallgate Ligature Resistant S/Surface Accessible Pan Covered with Integ Grey Seat 460x810mm				
	123.41.32.40	Wallgate Ligature Resistant S/Surface Pan S&P Trap Covered with Integ Grey Seat 446x702mm				
	123.42.32.40	Wallgate Ligature Resistant S/Surface Ambulant Pan Covered with Integ Grey Seat 476x652mm				
	SCPK01-PB-CIST19	Wallgate WC Electronic Cistern Pack for 1 WC with Cistern, Piezo Activated - Dual Flush				
	105.11.10.01	GalvinAssist® Clean Flush Accessible Toilet Pan with Blue Seat				
	105.11.20.00	GalvinAssist® Clean Flush Ambulant Toilet Pan with Soft Close White Seat				
	656514	GalvinCare® SS Ligature Resistant MH Dual Flush Plate with Conical Buttons for Pneumatic Cistern				
	656507	SS Vandal Resistant Dual Flush Plate Assembly for Pneumatic Inwall Cistern with Flush Buttons				
	CIST19-PNEU-2	Wallgate Pneumatic Activated Concealed Slimline Cistern				
601602	Pneumatic Activated Concealed Dual Flush Cistern 3/4.5Ltr					

	Product Code	Product Description	Emergency Short Stay	Adult Acute	Older Peoples Acute	Non Acute
Showers	121.36.64.92	GalvinCare® CP-BS Lead Safe™ MH Ligature Resistant Safe-Connect Shower Head & Hand Shower				
	40707	GalvinCare® CP-BS MH Hand Shower, Ligature Resistant Wall Connection & Hose Assembly				
	121.33.64.00	GalvinCare® CP-BS Lead Safe™ MH Ligature Resistant Wall Mtd Shower Rose				
	121.70.62.11	GalvinCare® Brushed SS304 MH Ligature Resistant Ceiling Mtd Shower with Removable Plate				
	121.35.64.00	GalvinCare® CP-BS Lead Safe™ MH Ligature Resistant Shower Rose with 100mm Bolting Plate				
	121.70.10.00	GalvinCare® CP-BS Lead Safe™ MH Ligature Resistant Ceiling Mtd Shower Rose with SS Plate				
	120.52.11.04	GalvinCare® CP-BS Lead Safe™ MH Ligature Resistant Inwall Progressive Shower Mixer (Non TMV)				
	100.50.75.01	CliniMix® Lead Safe™ Inwall Thermostatic Progressive Shower Mixer with GalvinCare® Handle W&C				
	120.42.13.00	GalvinCare® CP-BS Lead Safe™ MH Ligature Resistant Diverter Assembly with Paddle Handle				
	TZ-FLOWTMSHWINR	GalvinCare® Electronic Concealed Shower Mixer with GalvinCare® Handle & Controller				
Drains	303077X	GalvinCare® Polished SS316 Ligature Resistant Floor Drain Round Vinyl 100x80BSP				
	303070X	GalvinCare® Polished SS316 Ligature Resistant Floor Drain Round 100x80BSP				
	303079X	GalvinCare® Polished SS Ligature Resistant Floor Drain Round Vinyl 150x100BSP				
	67790X	Slip-Safe® SS316 Bolted Cleanout Round 150 x 100 PVC/HDPE/CU Slip-In				
	303075X	GalvinCare® Polished SS316 Ligature Resistant Floor Drain Round 100x80BSP with Short Tail				
	69468X	Slip-Safe® SS Bolted Cleanout Vinyl Round 150 x100 PVC/HDPE/CU Slip-In				
	303185X	HeelGrate® SS Floor Drain Vinyl Round 150 x 100 with SS Body PVC/HDPE/CU Slip-In				
	302185X	HeelGrate® SS316 Floor Drain Grate Round 150 x 100 PVC/HDPE/CU Slip-In				
	67710X	Slip-Safe® SS316 Bolted Cleanout Round 100 x 80 PVC/HDPE/CU Slip-In				
	302168	PPR Floor Drain Adaptor Ring 80 BSP FI x 100 PVC/HDPE Slip-in				
Accessories	TRH-04	Wallgate Ligature Resistant S/Surface Recessed Toilet Roll Holder				
	TRH-02W	Wallgate Ligature Resistant S/Surface Toilet Roll Holder				
	ALF-04	Wallgate Ligature Resistant S/Surface Recessed Shower Shelf				
	42100	GalvinCare® MH Ligature Resistant S/Surface Recessed Washroom Shelf 500x200mm				
	ALF-01FFW	Wallgate Ligature Resistant S/Surface Shelf Front Fixed 470x125mm				
	ALM-06W	Wallgate Ligature Resistant Polycarb Mirror with S/Surface Frame Rear Fixed 450x1010mm				
	42249 / 42256	GalvinCare® PC MH Ligature Resistant Grab Rail 900mm (LH/RH)				
	42200 / 42207	GalvinCare® PC MH Ligature Resistant Grab Rail 300mm (LH/RH)				
	42290 / 42294	GalvinCare® PC MH Ligature Resistant 90° LH Grab Rail 700x950mm				
	42284 / 42287	GalvinCare® PC MH Ligature Resistant 30° LH Grab Rail 700x950mm (LH/RH)				
	THK-01	GalvinCare® Ligature Resistant Single Robe/Towel Hook				
	THK-02	GalvinCare® Ligature Resistant Double Robe/Towel Hook				



We design, manufacture
and supply safe,
green and smart water
solutions for high
risk and high care
environments.



1300 514 074



sales@galvinengineering.com.au



galvinengineering.com.au

- Australia
- New Zealand
- UK
- USA



© CliniMix, Flowmatic, GalvinAssist, GalvinCare, GalvinClear, Galvin Engineering, HeelGrate, Slip-Safe. All rights reserved.
™ Lead Safe. © Galvin Engineering Pty Ltd

Whilst all reasonable care has been taken in compiling the information in this document, the designs, dimensions and products shown are indicative only and should not be relied upon without prior approval. Due to our policy of continuous development, we reserve the right to alter any details of specifications or products without notice. All information, drawings, technical specifications and product designs remains the property of Galvin Engineering Pty Ltd.

Galvin Engineering offers a range of ligature resistant, anti-ligature, vandal resistant, and anti-vandal products designed to reduce the risk of self-harm, suicide, or vandalism, but we cannot offer any guarantee that these events will not take place. Therefore, it is important to understand that installation of these products will not eliminate all risks.

When we use the terms ligature resistant and/or anti-ligature about our products, it means that we have designed and tested these products to reduce the risk of that product being used as a ligature attachment point. They will not protect or prevent injury when the risks were unknown to us at the time of the design of the products. They are not a replacement for professionals who are trained in the proper evaluation, management, and supervision of persons at risk of self-harm or suicide.

When we use the terms vandal resistant and/or anti-vandal about our products, it means that we have designed and tested these products to reduce the risk of that product being vandalised. They will not protect or prevent damage when the risks were unknown to us at the time of the design of the products.

Galvin Engineering recommends that designers, installers, facility managers, and anyone intending to rely on or use any products displayed in our literature or on our website, satisfy themselves about the suitability of the products for their intended use in the building design, and ensure they are being installed, used, and maintained in accordance with our instructions. Facility managers, clinicians, and carers need to ensure that reasonable steps are taken to reduce the accessibility of unnecessary ligatures to at-risk patients, confirm that adequate risk mitigation controls are in place, and make sure that applicable health, safety and patient care standards are being met.

Galvin Engineering makes no express or implied warranties regarding the ability of the product to prevent death or injury, to resist all ligature attachment, or to prevent vandalism. No responsibility is assumed by Galvin Engineering for any incidental or consequential damages resulting from the use of any products sold by Galvin Engineering. To the fullest extent permitted by law, Galvin Engineering excludes all liability for damage or injury to any person, damage to any property, and any indirect consequential claims, loss or damage.