

Commercial Tapware & Fixtures

Product Catalogue - May 2026

Custodial • Mental Health • Health • Aged Care • Education • Public Spaces • Catering • Fire & Civil



BANK ACCOUNT DETAILS

Account Name:	Galvin Engineering Pty Ltd	BSB No.:	086-420
Account No.:	68-782-1576	Bank Branch:	Osborne Park, WA
Bank:	National Australia		

ACCOUNTS DEPARTMENT CONTACT DETAILS

Phone:	+ 61 (0)8 9338 2344
Fax:	+ 61 (0)8 9338 2340
Email:	ar@galvinengineering.com.au
Address:	410 Victoria Road, Malaga, WA 6090 PO Box 2063, Malaga, WA 6944

ORGANISATION CAPABILITY STATEMENT

Galvin Engineering is a 4th Generation, family owned and operated business that employs 100 Australians that incorporates the latest IT&C software and systems, a highly innovative research and design department, a high-tech machining facility, specialised testing and assembly sections, and advanced warehousing. With ISO 9001 and ISO 14001 accreditation, Australian Made credentials, and Australian Standards and Watermark certifications, we handle the process all the way from design, to manufacture, and finally testing and assembly.

"With a history spanning over 90 years, our family-owned business has thrived on long-term relationships built on our core values of pride, accountability and a will-do attitude. We design manufacture and supply safe, green and smart water solutions for high risk and high care environments".

We are totally focused on providing uncompromising customer service and responsive technical backup, through our offices in Perth, Sydney, Melbourne and Brisbane, and distributors in Singapore, New Zealand, the United Kingdom and the USA. The following plan provides an overview of our market and market segments, our customers, competitors and our objectives it also outlines a list of key actions both internally and externally.

TERMS AND CONDITIONS OF SALE

1. Application

1.1 These terms and conditions apply to and form part of any order for Products or services (Order) that Galvin Engineering Pty Ltd (Company) receives from the Customer.

2. Ordering Process

2.1 An Order may be placed by any means made available by the Company, including through the Company's website.

2.2 An Order constitutes an irrevocable offer by the Customer to purchase Products from the Company. The Company can accept an Order by notifying the Customer of its acceptance, accepting payment for the Products or supplying the Products in accordance with the Order. An email acknowledging receipt of an Order does not constitute acceptance of the Order.

2.3 The Company may reject an Order for any reason. If the Company rejects an Order it will refund any payment received from the Customer in respect of the Order.

3. Scope

3.1 The Company will supply, and the Customer will acquire and pay for, the Products in accordance with the Order.

4. Price

4.1 The Prices for the Products will be the prices quoted by the Company at the time the Order is submitted. Any shipping costs and transaction fees will be quoted by the Company at the same time. Unless a quote states

otherwise, it will be valid for 30 days from the date of the quote. If no Prices have been quoted, then the Prices are the prices on any invoice issued by the Company to the Customer, or otherwise agreed in writing between the parties. Quoted prices apply only if the quantity quoted and ordered is released for shipment within 3 months, or longer if mutually agreed to in writing. Otherwise Galvin Engineering's standard price in effect at the time of release of the Products shall apply to the quantity shipped and the customer shall pay difference in price.

4.2 The Prices are in Australian dollars and include GST unless stated otherwise.

5. Payment

5.1 Subject to clause 17, the Company must pay the Price, and any applicable taxes, shipping costs and any transaction fees, in full at the time of submitting an Order. Payment can be made by any method accepted by the Company from time to time.

6. Delivery

6.1 Any delivery timeframes given to the Customer are estimates only.

6.2 The Company will endeavour to deliver the Products to the delivery address provided by the Customer within any delivery timeframes given to the Customer.

6.3 The Company may deliver the Products in installments. Failure to make a delivery of the total Order does not invalidate the contract of sale in relation to the Products actually delivered.

6.4 Where the Products are to be collected by the Customer, the Company will endeavour to make the Products available for collection at the address and within any timeframes given to the Customer. Collection by the Customer constitutes delivery for the purposes of these terms and conditions.

7. Minimum Order Charge

7.1 Orders under **\$300.00** (excl GST) will generally attract a minimum order charge of **\$30.00** (excl GST).

8. Pallets

8.1 Pallets supplied by the Company may be invoiced to the Customer at the rate set out in the Company's quote. Where exchange or return occurs, a credit will be issued.

9. Risk and Title

9.1 Subject to clause 17, risk of loss or damage to the Products, and title to the Products, passes to the Customer upon delivery.

10. Cancellation and Changes

10.1 The Customer may request to cancel or change an Order prior to the Products being delivered. The Company may agree to cancel or change an Order in its discretion. The Company will generally only agree to cancel an Order where the Products are stocked items (and not custom or 'made to order' items) and the Products have not yet been dispatched for delivery.

10.2 If the Company discovers after accepting the Order that it cannot deliver the Products, it may cancel the Order by notice to the Customer and (as the Company's sole liability) will refund any amounts paid by the Customer.

11. Product Returns

11.1 The Customer may request to return a Product after it has been delivered. The Customer will accept a Product return where it is required by law to do so, otherwise the Company may agree to accept a Product return in its discretion. The Company will generally only agree to accept a Product return where the Product is a stocked item (and not a custom or 'made to order' item), the Product and packaging is in original condition, no more than 3 months have passed since the Product was delivered, and there is no legal impediment to the Company reselling the Product. Where the Company agrees to accept a Product return, it will refund any amount paid by the Customer for the Product less delivery costs and a restocking fee of 20% of the Price of the Product or \$100.00, whichever is the greater. The Customer is responsible for the costs of returning a Product to the Company.

11.2 Effective from 1st May 2024, we will no longer accept returns of standard Dezincification-Resistant (DZR) brass products. Please ensure that you review your product selection carefully before purchasing, as all sales of DZR brass

products will be final past the date of 1st May 2024.

12. Warranty Claims

12.1 Some Products come with manufacturer warranties. The Customer acknowledges and agrees that these warranties are offered directly by the relevant manufacturer, and not by the Company.

12.2 To the extent permitted by law, the Company exclude all warranties and guarantees (whether express or implied by or arising under statute, common law, equity, trade custom or usage, or otherwise), and make no representations, relating to the Products, including warranties or guarantees of acceptable quality, merchantability and fitness for purpose.

13. Consumer Protection Laws

13.1 The Customer may have rights under applicable consumer protection law with respect to the Order. These terms and conditions do not exclude or limit any guarantee, condition, warranty or any other right or remedy the Customer may have under applicable consumer protection law (Consumer Guarantee), to the extent such Consumer Guarantee cannot be excluded, limited or modified at law. Any disclaimer, exclusion or limitation in this agreement applies to the fullest extent permitted by law and subject to any Consumer Guarantee that cannot be excluded, limited or modified at law. Where the Company fails to provide a Product in accordance with applicable Consumer Guarantees, then to the extent permitted by law and subject to the Customer's rights under applicable law, the Company's liability will be limited to (at the Company's option)

- (i) replacing the Products or supplying equivalent products;
- (ii) repairing the Products;
- (iii) paying the Customer the cost of replacing the Products or of acquiring equivalent products; or (iv) paying the Customer the cost of repairing of the Products.

14. Liability

14.1 In no event will the Company be liable to the Customer or any other person for any lost profits, lost revenue, lost savings, lost production, lost goodwill or reputation, lost or damaged property, or special, indirect, punitive, consequential or incidental damages arising out of or relating to the Products, even if the Company has been advised of the possibility of such loss or damage. To the fullest extent permitted by applicable law, any liability of the Company for breach of the Order, or in tort (including negligence) or for any other common law or statutory cause of action which is not excluded by these terms and conditions is limited in the aggregate to the amount paid by the Customer to the Company for the Products.

15. Customer Designs

15.1 Where the Products are made to the Customer's design, specification or instructions (Customer Design), the Customer

- (i) warrants that the manufacture and supply of the Products in accordance with the Customer Design will not infringe any third party's rights (including intellectual property rights); and
- (ii) indemnifies the Company against liabilities, losses, damages, costs and expenses (including legal expenses on an indemnity basis) made against, or suffered or incurred by, the Company as a result of any claim that the manufacture and supply of the Products in accordance with the Customer Design infringes any third party's rights (including intellectual property rights).

16. Customer Acknowledgment

16.1 Except if and to the extent applicable law requires otherwise, the Customer agrees that it relies on its own knowledge and expertise in selecting the Products for any purpose and any advice or assistance given by or on behalf of the Company will be accepted at the Customer's risk and will not be deemed to have been given as expert or adviser nor to have been relied upon and no dealing between the Company and the Customer will be or deemed to be a sale by sample.

17. Other Contract

17.1 If there is another signed contract between Company and the Customer for the supply of the Products, these terms and conditions apply to the extent they are not inconsistent with the other contract.

18. Credit account customers

18.1 This clause 17 applies only if the Company has approved the Customer's application for a credit account and the Customer purchases Products on credit.

18.2 Nothing in this clause 17 requires the Customer to supply Products to the Company on a credit basis. For clarity, the Company may require the Customer to pay a deposit or the full Price of the Products at the time of the Order. The Company may also withdraw its approval of the Customer's application for a credit account at any time and for any reason, in which case this clause 17 will not apply.

18.3 The Company will invoice the Company for the Price, and any applicable taxes, shipping costs and transaction fees, on a monthly basis. The Customer will pay each invoice without deduction or set-off within 30 days of receiving it.

18.4 If the Customer fails to pay for the Products in accordance with these Terms and Conditions or becomes insolvent, bankrupt, or goes into liquidation, administration or receivership, the Company may, without notice, repossess the Product and resell them or recover the amount due, or take any other action permitted by law. The Company has the right to enter the Customer's premises, with or without notice, to repossess the Products if required. In addition, any amount owing to the Company which is not paid when due will accrue interest at the rate of 15% per annum from the due date until the Company receives payment in full.

18.5 Legal and equitable title in the Products does not pass to the Customer until the Customer paid in full the Price, and any applicable taxes and shipping costs, for the Products. Until payment in full has been received by the Company, the Customer acknowledges and agrees that

- (i) the Products once delivered are held by the Customer in a fiduciary capacity as bailee on behalf of Company;
- (ii) Customer will, if directed by Company, promptly deliver up the Products to the Company and, in the event that the Customer fails to do so, the Customer gives the Company and its agents leave and licence to inspect, search for and remove the Products from the Customer's premises; and
- (iii) if the Products are sold by Customer, then the proceeds and debts of the Customer arising from the on-sale will be the property of the Company and will be held on a fiduciary basis separately for its account and payable immediately without demand.

18.6 The Customer acknowledges that clause 17.6 creates a security interest in favour of the Company for the purposes of the Personal Property Securities Act 2009 (Cth) (PPSA). The Company may register its security interest on the Personal Properties Securities Register in accordance with the PPSA. The Customer will do all things reasonably required by the Company to facilitate this registration. The Customer waives to the fullest extent permitted by law any right to receive any statement or notice under the PPSA (including any verification statement).

18.7 The Customer must insure the Products from the time they are delivered until the time title passes to the Customer in accordance with clause 3 against theft, loss or damage for their full replacement value.

18.8 The Customer authorises the Company to conduct credit inquiries on the Customer through any trade references provided by the Customer in its application for a credit account, or through a credit reporting agency. The Customer acknowledges that this information can include any information about its credit worthiness, credit standing, credit history or credit capacity that credit providers and reporting agencies can provide in accordance with the Privacy Act 1988 (Cth).

19. General

19.1 If the Company is prevented from or delayed in performing an obligation by an event beyond its reasonable control and without the fault or negligence of the Company (Force Majeure), then the Company's obligation is suspended during the period the Force Majeure continues and any further period that is reasonable in the circumstances.

19.2 A party will not assign its rights under the Order without the other party's prior consent, which will not be unreasonably withheld.

19.3 If any part of these terms or conditions is or becomes illegal, void or unenforceable, this does not invalidate the rest of the terms and conditions.

19.4 These terms and conditions and the Order constitute the entire agreement between Company and the Customer in relation to its subject matter.

19.5 These terms and conditions will be governed by and construed and interpreted in accordance with the laws of

Western Australia and the parties submit to the jurisdiction of the Courts of Western Australia. The United Nations Convention on Contracts for the International Sale of Goods (Vienna 1980) is excluded.

19.6 These terms and conditions may be updated by the Company from time to time. The updated terms and conditions will apply to Orders placed by the Customer after it has been notified of the updated terms and conditions.

19.7 No failure or delay by either party in exercising any right, power or privilege to which it is entitled shall operate as a waiver, nor shall any single or partial exercise of any such right, power or privilege preclude any other or further exercise. These terms and conditions and obligations and acknowledgments hereunder may only be waived in writing signed by the relevant party.

20. Interpretation

20.1 In these terms and conditions

- (i) clause headings are inserted for convenience only and do not affect interpretation; and, unless the context indicates otherwise
- (ii) to the extent of any inconsistency between these clauses and the details in the Order, these clauses prevail;
- (iii) "includes" in any form is not a word of limitation; and
- (iv) the Price is in Australian currency and an obligation to pay money is an obligation to pay in Australian dollars.

20.2 The following terms are defined:

Customer means the entity that has placed an Order to purchase Products from the Company.

Price means the price payable by the Customer for the Products.

Products means the products specified in the Order.

Contents

Customer Price List - May 2026

Health & Aged Care



CliniLever® Healthcare Tapware.....11



CliniMix® Thermostatic Mixing Valves.....24



Flowmatic® Electronic Tapware.....34



GalvinAssist® & ClevaCare® Healthcare Tapware.....36



HEWI Assisted Care Accessories.....66



GalvinAssist® & Ifo Ceramic Pans & Fixtures.....89

Custodial & Mental Health



GalvinCare® & Safe-Cell® Tapware.....112



Wallgate Solid Surface Pans & Fixtures.....123

Education, Public Spaces & Catering



Child Safety Tapware.....137



Flowmatic® Electronic Taps & Valves.....137



Ezy-Drink® Drinking Tapware.....139



Ezy-Push® & Ezy-Lever Tapware.....144



Ezy-Twist® Cam Action Tapware.....148



Ezy-Wash® Food Service Tapware.....148



GalvinLab® School Laboratory Taps & Gas Turrets.....156



ProLab® Research Taps & Valves.....163

Contents

Customer Price List - May 2026

Education Cont.



Vandal Resistant
Tapware.....166



Pedal & Knee Operated
Tapware.....173



Tapware Accessories
& Spares.....174



GalvinSafe® Safety Showers
& Eye Washes.....171



Spouts, Showers
& Accessories.....173

Fire & Civil



Backflow Prevention
Devices.....179



Brass Conetite
Fittings.....179



Brass Sundry Screwed
Fittings.....183



Brass Test
Plugs.....189



Capstan Commercial
Tapware.....189



CI Grates
& Frames.....190



CI Meter Boxes
& Valve Covers.....190



Copper Saddle
Clips.....193



Fire Booster
Cabinets.....193



Fire
Boosters.....194



Fire Hydrant Posts, Risers
& Accessories.....196

















Fire Hydrant Valves
& Spares.....197

Contents

Customer Price List - May 2026

Fire & Civil Cont.









	Fire Reel Accessories.....198		Fire Reel Cabinets.....201
	Fire Reels, Hoses & Stands.....202		GalvinCare® Floor Wastes.....203
	Slip-Safe® Commercial & Vinyl Cleanouts.....204		HeelGrate® Commercial & Vinyl Wastes.....205
	Rain Water Drains.....208		Floor Drains - Grate Assemblies.....211
	Floor Drains - Main Bodies.....214		Aerators & Flow Regulators.....215
	T-Head Tapware.....216		T-Head Jumper Valves & Spares.....218
	Wall Plates & Bib Flanges.....218		Watermain Valves.....218











Health & Aged Care











Product Catalogue - May 2026











Tapware • Thermostatic Mixing Valves • Toilets • Basins • Showers • Grab Rails • Care Accessories























Stock Code	Image	Stock Description	Price Per	Unit
		Health/Aged Care		
		CliniLever® Healthcare Tapware		
20122		CP-BS Adaptor From CliniLever® to M24 FI [MTO]	1	PCS
42008		CliniLever® CP-BS Hospital Fixed Shower Arm & Rose	1	PCS
46570		CliniLever® CP-BS Hospital Handle & Button 100 (Hot, Cold or Warm) [MTO]	1	PCS
46580		CliniLever® CP-BS Hospital Handle & Button 200 (Hot, Cold or Warm) [MTO]	1	PCS
46771		CliniLever® Hospital Surgical Lever Action Indicator Button Only (Red) - Hot [MTO]	1	PCS
46777		CliniLever® Hospital Surgical Lever Action Indicator Button Only (Blue) - Cold [MTO]	1	PCS
46783		CliniLever® Hospital Surgical Lever Action Indicator Button Only (Yellow) - Warm [MTO]	1	PCS
46796		CliniLever® CP-BS Hospital Handle & Button 150 (Hot, Cold or Warm) [MTO]	1	PCS
46856		CliniLever® CP-BS 80mm Hospital Basin/WTA Handle & Button - Hot, Cold or Warm [MTO]	1	PCS











Stock Code	Image	Stock Description	Price Per	Unit
85007		[SUP] CliniLever® CP-BS Hospital Gooseneck Wall Swivel Outlet 190 Reach x 165 High Laminar	1	PCS
85149		[SUP] CliniLever® CP-BS Hospital Wall Fixed Outlet 200 Reach [MTO]	1	PCS
85207		[SUP] CliniLever® CP-BS Hospital Gooseneck 5/8 Hob Swivel Outlet 150 Reach x 160 High Laminar	1	PCS
85300		[SUP] CliniLever® CP-BS Hospital Gooseneck 5/8 Hob Swivel Outlet 110 Reach x 90 High Laminar	1	PCS
508012		BS Tap Reseater Adaptor LH to RH Thread 5/8"	1	PCS
102.10.11.00		CliniLever® CP-BS Lead Safe™ Hospital Hob Mixing Set Type 50 Fixed 150 J/V	1	PCS
102.10.21.00		CliniLever® CP-BS Lead Safe™ Hospital Hob Mixing Set Type 50 Fixed 150 C/D	1	PCS
102.11.11.00		CliniLever® CP-BS Lead Safe™ Hospital Hob Mixing Set Type 50 Swivel 150 J/V	1	PCS
102.11.12.00		CliniLever® CP-BS Lead Safe™ Hospital Hob Mixing Set Type 50 Swivel 80 J/V	1	PCS
102.11.21.00		CliniLever® CP-BS Lead Safe™ Hospital Hob Mixing Set Type 50 Swivel 150 C/D	1	PCS











Stock Code	Image	Stock Description	Price Per	Unit
102.12.11.03		CliniLever® CP-BS Lead Safe™ Hospital Basin Set with Fixed 110mm Outlet 150 J/V	1	PCS
102.12.12.03		CliniLever® CP-BS Lead Safe™ Hospital Basin Set with Fixed 110mm Outlet 80 J/V	1	PCS
102.12.21.03		CliniLever® CP-BS Lead Safe™ Hospital Basin Set with Fixed 110mm Outlet 150 C/D	1	PCS
102.12.22.03		CliniLever® CP-BS Lead Safe™ Hospital Basin Set with Fixed 110mm Outlet 80 C/D	1	PCS
102.13.11.03		CliniLever® CP-BS Lead Safe™ Hospital Basin Set with Fixed 150mm Outlet 150 J/V	1	PCS
102.13.21.03		CliniLever® CP-BS Lead Safe™ Hospital Basin Set with Fixed 150mm Outlet 150 C/D [MTO]	1	PCS
102.14.12.03		CliniLever® CP-BS Lead Safe™ Hospital Basin Set Swivel 80 J/V	1	PCS
102.15.11.03		CliniLever® CP-BS Lead Safe™ Hospital Sink Set Swivel 150 J/V	1	PCS
102.15.12.03		CliniLever® CP-BS Lead Safe™ Hospital Sink Set Swivel 80 J/V	1	PCS
102.15.21.03		CliniLever® CP-BS Lead Safe™ Hospital Sink Set Swivel 150 C/D	1	PCS











Stock Code	Image	Stock Description	Price Per	Unit
102.15.22.03		CliniLever® CP-BS Lead Safe™ Hospital Sink Set Swivel 80 C/D	1	PCS
102.16.11.00		CliniLever® CP-BS Lead Safe™ Hospital Pillar Tap 150 J/V	1	PCS
102.16.12.00		CliniLever® CP-BS Lead Safe™ Hospital Pillar Tap 80 J/V	1	PCS
102.16.21.00		CliniLever® CP-BS Lead Safe™ Hospital Pillar Tap 150 C/D	1	PCS
102.16.22.00		CliniLever® CP-BS Lead Safe™ Hospital Pillar Tap 80 C/D	1	PCS
102.19.11.01		CliniLever® CP-BS Lead Safe™ Basin/Sink Top Assembly 150 J/V - Cold	1	PCS
102.19.11.02		CliniLever® CP-BS Lead Safe™ Basin/Sink Top Assembly 150 J/V - Hot	1	PCS
102.19.12.01		CliniLever® CP-BS Lead Safe™ Basin/Sink Top Assembly 80 J/V - Cold	1	PCS
102.19.12.02		CliniLever® CP-BS Lead Safe™ Basin/Sink Top Assembly 80 J/V - Hot	1	PCS
102.19.21.01		CliniLever® CP-BS Lead Safe™ Basin/Sink Top Assembly 150 C/D - Cold	1	PCS











Stock Code	Image	Stock Description	Price Per	Unit
102.19.21.02		CliniLever® CP-BS Lead Safe™ Basin/Sink Top Assembly 150 C/D - Hot	1	PCS
102.19.22.01		CliniLever® CP-BS Lead Safe™ Basin/Sink Top Assembly 80 C/D - Cold	1	PCS
102.19.22.02		CliniLever® CP-BS Lead Safe™ Basin/Sink Top Assembly 80 C/D - Hot	1	PCS
102.20.11.00		CliniLever® CP-BS Lead Safe™ Hospital Wall Mixing Set Type 51 Fixed 150 J/V	1	PCS
102.20.21.00		CliniLever® CP-BS Lead Safe™ Hospital Wall Mixing Set Type 51 Fixed 150 C/D	1	PCS
102.21.11.00		CliniLever® CP-BS Lead Safe™ Hospital Wall Mixing Set Type 51 Swivel 150 J/V	1	PCS
102.21.21.00		CliniLever® CP-BS Lead Safe™ Hospital Wall Mixing Set Type 51 Swivel 150 C/D	1	PCS
102.22.11.00		CliniLever® CP-BS Lead Safe™ Hospital Wall Bib Tap Type 54 Fixed 150 J/V	1	PCS
102.22.21.00		CliniLever® CP-BS Lead Safe™ Hospital Wall Bib Tap Type 54 Fixed 150 C/D	1	PCS
102.23.11.00		CliniLever® CP-BS Lead Safe™ Hospital Wall Mixing Set Type 56 Fixed 150 J/V	1	PCS











Stock Code	Image	Stock Description	Price Per	Unit
102.23.12.00		CliniLever® CP-BS Lead Safe™ Hospital Wall Mixing Set Type 56 Fixed 80 J/V (QCH) [MTO]	1	PCS
102.23.21.00		CliniLever® CP-BS Lead Safe™ Hospital Wall Mixing Set Type 56 Fixed 150 C/D	1	PCS
102.24.21.00		CliniLever® CP-BS Lead Safe™ Hospital Wall Mixing Set Type 57 Downswept Swivel 150 C/D [MTO]	1	PCS
102.40.91.00		CliniLever® CP-BS Lead Safe™ Hospital Gooseneck 5/8 Fixed Outlet 110 Reach x 90 High Laminar	1	PCS
102.40.92.00		CliniLever® CP-BS Lead Safe™ Hospital Gooseneck 5/8 Hob Swivel Spout 110 Reach x 90 High Laminar	1	PCS
102.41.91.00		CliniLever® CP-BS Lead Safe™ Hospital Gooseneck 5/8 Fixed Outlet 150 Reach x 160 High Laminar	1	PCS
102.41.92.00		CliniLever® CP-BS Lead Safe™ Hospital Gooseneck 5/8 Hob Swivel Spout 150 Reach x 160 High Laminar	1	PCS
102.42.92.00		CliniLever® CP-BS Lead Safe™ Hospital Gooseneck 5/8 Hob Swivel Outlet 200 Reach x 140 High Laminar	1	PCS
102.43.92.00		CliniLever® CP-BS Lead Safe™ Hospital Upswept 5/8 Hob Swivel Outlet 200 Reach x 80 High Laminar [MTO]	1	PCS
102.51.01.00		CliniLever® CP-BS Lead Safe™ Hospital Gooseneck Wall Swivel Outlet 190 Reach x 165 High Laminar	1	PCS

Stock Code	Image	Stock Description	Price Per	Unit
102.51.11.00		CliniLever® CP-BS Lead Safe™ Hospital Gooseneck Wall Swivel Outlet 240 Reach x 145 High Laminar [MTO]	1	PCS
102.51.21.00		CliniLever® CP-BS Lead Safe™ Hospital Gooseneck Wall Swivel Outlet 190 Reach x 225 High Laminar	1	PCS
102.52.01.00		CliniLever® CP-BS Lead Safe™ Hospital Upswept Wall Swivel Outlet 200 Reach x 80 High Laminar	1	PCS
102.52.11.00		[DIS] CliniLever® CP-BS Lead Safe™ Hospital Upswept Wall Swivel Outlet 225 Reach x 80 High Laminar	1	PCS
102.52.21.00		CliniLever® CP-BS Lead Safe™ Hospital Upswept Wall Swivel Outlet 240 Reach x 80 High Laminar	1	PCS
102.53.61.00		CliniLever® CP-BS Lead Safe™ Hospital Wall Fixed Outlet 180 Reach	1	PCS
102.53.71.00		[DIS] CliniLever® CP-BS Lead Safe™ Hospital Wall Fixed Outlet 200 Reach	1	PCS
102.53.81.00		CliniLever® CP-BS Lead Safe™ Hospital Wall Fixed Outlet 225 Reach	1	PCS
102.53.91.00		CliniLever® CP-BS Lead Safe™ Hospital Wall Fixed Outlet 275 Reach	1	PCS
102.60.11.01		CliniLever® CP-BS Lead Safe™ Hospital Wall Top Assembly 150 J/V - Cold	1	PCS

Stock Code	Image	Stock Description	Price Per	Unit
102.60.11.02		CliniLever® CP-BS Lead Safe™ Hospital Wall Top Assembly 150 J/V - Hot	1	PCS
102.60.11.03		CliniLever® CP-BS Lead Safe™ Hospital Wall Top Assembly 150 J/V Pair	1	KIT
102.60.12.01		CliniLever® CP-BS Lead Safe™ Hospital Wall Top Assembly 80 J/V - Cold	1	PCS
102.60.12.02		CliniLever® CP-BS Lead Safe™ Hospital Wall Top Assembly 80 J/V - Hot	1	PCS
102.60.12.03		CliniLever® CP-BS Lead Safe™ Hospital Wall Top Assembly 80 J/V Pair	1	KIT
102.60.21.01		CliniLever® CP-BS Lead Safe™ Hospital Wall Top Assembly 150 C/D - Cold	1	PCS
102.60.21.02		CliniLever® CP-BS Lead Safe™ Hospital Wall Top Assembly 150 C/D - Hot	1	PCS
102.60.21.03		CliniLever® CP-BS Lead Safe™ Hospital Wall Top Assembly 150 C/D Pair	1	KIT
102.60.22.01		CliniLever® CP-BS Lead Safe™ Hospital Wall Top Assembly 80 C/D - Cold	1	PCS
102.60.22.02		CliniLever® CP-BS Lead Safe™ Hospital Wall Top Assembly 80 C/D - Hot	1	PCS


Stock Code	Image	Stock Description	Price Per	Unit
102.60.22.03		CliniLever® CP-BS Lead Safe™ Hospital Wall Top Assembly 80 C/D Pair	1	KIT
102.62.11.03		CliniLever® CP-BS Lead Safe™ Hospital Wall Sink Set 150 J/V with 190 Gooseneck Outlet Laminar	1	KIT
102.62.12.03		CliniLever® CP-BS Lead Safe™ Hospital Wall Sink Set 150 C/D with 190 Gooseneck Outlet Laminar	1	KIT
102.62.21.03		CliniLever® CP-BS Lead Safe™ Hospital Wall Sink Set 80 J/V with 190 Gooseneck Outlet Laminar	1	KIT
102.62.22.03		CliniLever® CP-BS Lead Safe™ Hospital Wall Sink Set 80 C/D with 190 Gooseneck Outlet Laminar	1	KIT
102.90.10.02		CliniLever® BS Lead Safe™ Hospital Surgical SBA J/V (LH)- Hot	1	PCS
102.90.11.01		CliniLever® BS Lead Safe™ Hospital Surgical SBA J/V - Cold	1	PCS
102.90.11.02		CliniLever® BS Lead Safe™ Hospital Surgical SBA J/V - Hot	1	PCS
102.90.20.02		CliniLever® BS Lead Safe™ Hospital Surgical SBA C/D (LH) - Hot	1	PCS
102.90.21.01		CliniLever® BS Lead Safe™ Hospital Surgical SBA C/D - Cold	1	PCS











Stock Code	Image	Stock Description	Price Per	Unit
102.90.21.02		CliniLever® BS Lead Safe™ Hospital Surgical SBA C/D - Hot	1	PCS
102.93.00.90		CliniLever® Hospital Surgical Lever Indicator Buttons - Hot, Cold, Warm [MTO]	1	PCS
103.00.72.00		CliniLever® CP-BS Lead Safe™ Hospital Single Lever Basin Mixer H&C	1	PCS
103.00.73.00		CliniLever® CP-BS Lead Safe™ Hospital Single Lever Basin Mixer with Accessible Handle H&C	1	KIT
103.00.73.04		CliniLever® CP-BS Lead Safe™ Hospital Single Lever Basin Mixer with Accessible Handle W&C	1	KIT
103.01.72.00		CliniLever® CP-BS Lead Safe™ Hospital Single Lever Sink Mixer H&C	1	PCS
103.01.73.00		CliniLever® CP-BS Lead Safe™ Hospital Single Lever Sink Mixer with Accessible Lever H&C	1	KIT
TC50SJ80C		[SUP] CliniLever® CP-BS Hospital Hob Mixing Set Type 50 Swivel 80mm Levers J/V	1	PCS
TC57SC1C		[SUP] CliniLever® CP-BS Hospital Wall Mixing Set Type 57 Downswept Swivel 150 C/D	1	PCS
TCBFC80C		[SUP] CliniLever® CP-BS Hospital Basin Set with Fixed 110mm Outlet 80 C/D	1	PCS

Stock Code	Image	Stock Description	Price Per	Unit
TCBTC80CC		[SUP] CliniLever® CP-BS Basin/Sink Top Assembly 80 C/D - Cold	1	PCS
TCBTJ150CC		[SUP] CliniLever® CP-BS Basin/Sink Top Assembly 150 J/V - Cold	1	PCS
TCBTJ150HC		[SUP] CliniLever® CP-BS Basin/Sink Top Assembly 150 J/V - Hot	1	PCS
TCBTJ80CC		[SUP] CliniLever® CP-BS Basin/Sink Top Assembly 80 J/V - Cold	1	PCS
TCBTJ80HC		[SUP] CliniLever® CP-BS Basin/Sink Top Assembly 80 J/V - Hot	1	PCS
TCSSC80C		[SUP] CliniLever® CP-BS Hospital Sink Set Swivel 80 C/D	1	PCS
TCSSJ80C		[SUP] CliniLever® CP-BS Hospital Sink Set Swivel 80 J/V	1	PCS
TCWMC80CC		[SUP] CliniLever® CP-BS Hospital Washing Machine Tap 80 C/D - Cold	1	PCS
TCWMC80HC		[SUP] CliniLever® CP-BS Hospital Washing Machine Tap 80 C/D - Hot	1	PCS
TCW MJ80CC		[DIS] CliniLever® CP-BS Hospital Washing Machine Tap 80 J/V - Cold	1	PCS










Stock Code	Image	Stock Description	Price Per	Unit
TCWMJ80HC		[DIS] CliniLever® CP-BS Hospital Washing Machine Tap 80 J/V - Hot	1	PCS
TCWTC150HC		[SUP] CliniLever® CP-BS Hospital Wall Top Assembly 150 C/D - Hot	1	PCS
TCWTJ150CC		[SUP] CliniLever® CP-BS Hospital Wall Top Assembly 150 J/V - Cold	1	PCS
TM-BASX		CliniLever® SS Lead Safe™ Basin Mixer	1	PCS
TM-BASXD		CliniLever® SS Lead Safe™ Basin Mixer with Accessible Lever	1	PCS
TM-CART		Spare Cartridge for CliniLever® Hospital Single Lever Mixer 40mm	1	PCS
TM-LEV165		CliniLever® CP-BS Hospital 165 Accessible Single Lever Handle Assembly	1	PCS
TM-LEV165Y		CliniLever® CP-BS Hospital 165 Accessible Single Lever Handle Assembly - Warm/Cold	1	PCS
TM-LEV225X		CliniLever® SS 225 Accessible Lever Handle [MTO]	1	PCS
TM-LEVSTD		[DIS] CliniLever® CP-BS Hospital Single Lever Handle Assembly	1	PCS

Stock Code	Image	Stock Description	Price Per	Unit
TM-LEVSTDR		CliniLever® CP-BS Hospital Single Lever Handle Assembly - Hot/Cold	1	PCS
TM-LEVSTDY		CliniLever® CP-BS Hospital Single Lever Handle Assembly - Warm/Cold [MTO]	1	PCS
TM-SHWCP		CliniLever® CP-BS Hospital Single Lever Shower Mixer	1	PCS
TM-SHWCPD		CliniLever® CP-BS Hospital Single Lever Shower Mixer with 165 Accessible Lever	1	KIT
TM-SHWCPR		CliniLever® CP Single Lever Shower Mixer - Hot & Cold [MTO]	1	PCS
TM-SHWCPY		CliniLever® CP Single Lever Shower Mixer - Warm/Cold [MTO]	1	PCS
TM-SHWX		[DIS] CliniLever® SS Lead Safe™ Shower or Bath Mixer	1	PCS
TM-SNKGVX		CliniLever® SS Lead Safe™ Gooseneck Sink Mixer with Pull Out Spray	1	PCS
TM-SNKGX		CliniLever® SS Lead Safe™ Gooseneck Sink Mixer	1	PCS
TM-SNKX		CliniLever® SS Lead Safe™ Sink Mixer	1	PCS











Stock Code	Image	Stock Description	Price Per	Unit
TM-SNKXD		CliniLever® SS Lead Safe™ Sink Mixer with Accessible Lever	1	PCS
		CliniMix® Thermostatic Mixing Valves		
20128		[DIS] CP-BS Adaptor for CliniMix® M18.5 MI x M24 FI [MTO]	1	PCS
33645		SS Socket Head Cap Screw M4 x 16 (304)	1	PCS
33652		SS Socket Head Cap Screw M4 x 20 (304)	1	PCS
100101		CliniMix® Disinfection Key for CMV2 [MTO]	1	PCS
100102		CliniMix® Lead Safe™ Flushing Kit for CMV2	1	PCS
100.00.71.00		CliniMix® Lead Safe™ Hob Mtd Thermostatic Progressive Basin Mixer - Lever	1	PCS
100.00.79.00		CliniMix® CP-BS Lead Safe™ Hob Mtd Thermostatic Basin Mixer - Electronic	1	PCS
100.30.71.00		CliniMix® Lead Safe™ Wall Mtd Thermostatic Progressive Basin Mixer - Lever	1	PCS
100.30.79.00		CliniMix® Lead Safe™ Wall Mtd Thermostatic Progressive Basin Mixer - Proximity Sensor [MTO]	1	PCS



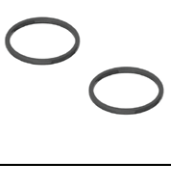
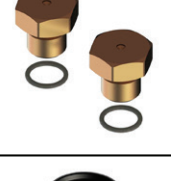






Stock Code	Image	Stock Description	Price Per	Unit
100.31.71.00		CliniMix® Lead Safe™ Exposed Thermostatic Progressive Shower Mixer - Lever	1	PCS
100.34.71.00		CliniMix® Lead Safe™ Wall Mtd Thermostatic Progressive Basin Mixer - Lever 135 - 165	1	PCS
100.41.10.20		CliniMix® CMV2 Wall Mtd Handsfree POU, Wave On/Off, Mains, CP Face Plate	1	PCS
100.41.10.30		CliniMix® CMV2 Wall Mtd Handsfree POU, Wave On/Off, Mains, Glass Face Plate [MTO]	1	PCS
100.41.11.20		CliniMix® CMV2 Wall Mtd Handsfree POU, Wave On/Off, Mains, CP Face Plate with Temp Monitoring [MTO]	1	PCS
100.41.11.30		CliniMix® CMV2 Wall Mtd Handsfree POU, Wave On/Off, Mains Glass Face Plate with Temp Monitoring[MTO]	1	PCS
100.41.20.20		CliniMix® CMV2 Wall Mtd Handsfree POU, Proximity, Mains, CP Face Plate	1	PCS
100.41.20.30		CliniMix® CMV2 Wall Mtd Handsfree POU, Proximity, Mains, Glass Face Plate [MTO]	1	PCS
100.41.21.20		CliniMix® CMV2 Wall Mtd Handsfree POU, Proximity, Mains, CP Face Plate with Temp Monitoring [MTO]	1	PCS
100.41.21.30		CliniMix® CMV2 Wall Mtd Handsfree POU, Proximity, Mains, Glass Face Plate with Temp Monitoring [MTO]	1	PCS

Stock Code	Image	Stock Description	Price Per	Unit
100.50.72.00		CliniMix® Lead Safe™ Inwall Thermostatic Progressive Shower Mixer - Lever	1	PCS
100.81.10.20		CliniMix® CMV2 Wall Mtd Handsfree POU, Wave On/Off, CP Face Plate & Ligature Resistant Outlet [MTO]	1	PCS
100.81.20.20		CliniMix® CMV2 Wall Mtd Handsfree POU, Proximity, CP Face Plate & Ligature Resistant Outlet [MTO]	1	PCS
100.90.00.00		CliniMix® Lead Safe™ Wall Inlets Assembly for Progressive Mixer (Pair)	1	PCS
100.90.70.20		CliniMix® BS Lead Safe™ Thermostatic Cartridge Assembly for Progressive Mixer	1	PCS
100.90.71.20		CliniMix® Lead Safe™ Thermostatic Cartridge Assembly with Reduced Rotation	1	PCS
100.90.72.20		CliniMix® Lead Safe™ Progressive Shower Non Return Valve & Strainer Assembly (Pair)	1	PCS
100.91.00.34		Plastic Lock Ring for CMV2 Cartridge - Black	1	PCS
100.91.10.20		CliniMix® BS Lead Safe™ Thermostatic Cartridge Assembly for CMV2 Low Flow with Plastic Ring	1	PCS
100.91.20.20		CliniMix® BS Lead Safe™ Service Cartridges for CMV2 Low Flow - Pair	1	PCS










Stock Code	Image	Stock Description	Price Per	Unit
100.91.40.21		BS Lead Safe™ Isolating Valve for CMV2 Hot Inlet - Red	1	PCS
100.91.40.22		BS Lead Safe™ Isolating Valve for CMV2 Cold Inlet - Blue	1	PCS
101.10.70.10		[DIS] CliniMix® Lead Safe™ TMV SS Cabinet Assembly with Universal Door 20 Bottom In & Out	1	PCS
101.11.70.10		[DIS] CliniMix® Lead Safe™ TMV SS Cabinet Assembly with Universal Door 20 Cold Bypass, Bottom In & Out	1	PCS
101.70.00.00		[DIS] CliniMix® Lead Safe™ Thermostatic Mixing Valve with 15 Inlet & 15/20 Outlet	1	PCS
190.49.00.90		CliniMix® Safety Shower Thermostatic Mixing Valve in Cabinet	1	KIT
190.88.00.09		CliniMix® Emergency Shower Thermostatic Mixing Valve	1	PCS
190.89.00.90		GalvinSafe® Free Standing Combi Shower + CliniMix® Emergency Shower TMV Kit	1	KIT
190.93.00.10		SS Cabinet for Emergency TMV 350x350 (Packed)	1	PCS
201.00.00.90		Flowmatic® Basin Tap + CliniMix® Mini TMV Lead Safe™ Kit	1	KIT











Stock Code	Image	Stock Description	Price Per	Unit
201.00.08.90		Flowmatic® Lino L20 Basin Tap + CliniMix® Mini TMV Lead Safe™ Kit	1	KIT
201.01.00.90		Knee Operated Timeflow Valve, Regulator, Spout & Connection + CliniMix® Mini TMV Lead Safe™ Kit	1	KIT
201.02.01.90		CliniLever® Accessible Basin Mixer + CliniMix® Mini TMV Lead Safe™ Kit	1	KIT
201.03.00.90		Ezy-Push® Timeflow Pillar Tap + CliniMix® Mini TMV Lead Safe™ Kit	1	KIT
201.10.70.10		CliniMix® 1500 Lead Safe™ Thermostatic Mixing Valve in SS Cabinet	1	PCS
201.10.75.10		CliniMix® 2500 Lead Safe™ Thermostatic Mixing Valve in Cabinet	1	PCS
201.11.70.10		CliniMix® 1500 Lead Safe™ Thermostatic Mixing Valve with Cold Bypass in SS Cabinet	1	PCS
201.13.70.10		CliniMix® 1500 Lead Safe™ Thermostatic Mixing Valve with Cold & Hot Bypass in SS Cabinet	1	PCS
201.14.70.10		CliniMix® 1500 Lead Safe™ TMV with Cold & Rainwater/Recycled Bypass in SS Cabinet [MTO]	1	PCS
201.40.70.10		CliniMix® 1500 Lead Safe™ TMV in SS Cabinet with Seamless Removable Door [MTO]	1	PCS

Stock Code	Image	Stock Description	Price Per	Unit
201.70.01.09		CliniMix® 1000 Lead Safe™ Thermostatic Mixing Valve	1	PCS
201.70.02.00		CliniMix® 2000 Lead Safe™ 3/4" Thermostatic Mixing Valve	1	PCS
201.70.03.00		CliniMix® 2500 Lead Safe™ 3/4" Thermostatic Mixing Valve	1	PCS
201.70.11.09		CliniMix® 1500 Lead Safe™ Thermostatic Mixing Valve	1	PCS
201.71.00.00		CliniMix® Mini Lead Safe™ 1/2" Thermostatic Mixing Valve	1	PCS
201.79.00.09		CliniMix® 2000 Lead Safe™ TMV Replacement Cartridge (pre-2009 models only)	1	PCS
201.79.10.09		CliniMix® Lead Safe™ TMV 5-Year Upgrade/Service Kit	1	PCS
201.90.01.90		CliniMix® Lead Safe™ TMV O-Ring Kit	1	PCS
201.90.02.90		CliniMix® Lead Safe™ TMV DN20 Non-Return Valve Kit	1	PCS
201.90.03.90		CliniMix® 1000/1500 Lead Safe™ TMV Face Seal Kit	1	PCS











Stock Code	Image	Stock Description	Price Per	Unit
201.90.04.90		CliniMix® Lead Safe™ TMV 1/2" Inlet Fitting Kit	1	PCS
201.90.05.90		CliniMix® Lead Safe™ TMV 1/2" Inlet Fittings Strainer Kit	1	PCS
201.90.06.90		CliniMix® Lead Safe™ TMV 1/2" Inlet Fittings O-Ring Kit	1	PCS
201.90.07.90		CliniMix® Lead Safe™ TMV Test Plug Kit	1	PCS
201.90.08.90		CliniMix® Lead Safe™ TMV Thermostatic Piston Assembly	1	PCS
201.90.09.90		CliniMix® Lead Safe™ TMV DN15 Non-Return Valve Kit	1	PCS
201.90.10.90		CliniMix® 2000 Lead Safe™ TMV Inlet Fittings Strainer Kit	1	PCS
201.90.11.90		CliniMix® 2000 Lead Safe™ TMV Face Seal Kit	1	PCS
201.90.12.90		CliniMix® 2500 Lead Safe™ TMV Face Seal Kit	1	PCS
201.90.13.90		CliniMix® Lead Safe™ TMV 3/4" Inlet Fitting Kit - Cold	1	PCS











Stock Code	Image	Stock Description	Price Per	Unit
201.90.14.90		CliniMix® Lead Safe™ TMV 3/4" Inlet Fitting Kit Hot	1	PCS
201.90.15.90		CliniMix® 2500 Lead Safe™ TMV O-Ring Kit	1	PCS
201.90.16.90		CliniMix® 2500 Lead Safe™ TMV Cartridge	1	PCS
201.90.17.90		[DIS] CliniMix® 2500 Lead Safe™ TMV Seat Shell with Seat Kit	1	PCS
201.90.18.90		[DIS] CliniMix® 2500 Lead Safe™ TMV Return Spring Kit	1	PCS
201.90.19.90		CliniMix® Mini Lead Safe™ 1/2" TMV Cover Cap	1	PCS
201.90.20.90		CliniMix® Mini Lead Safe™ 1/2" TMV 5 Year Service Kit	1	PCS
201.90.21.90		CliniMix® Mini Lead Safe™ 1/2" TMV Check Valve & Strainer Kit	1	PCS
201.90.22.90		CliniMix® Mini Lead Safe™ 1/2" TMV Temperature Adjuster Key Kit	1	PCS
201.90.23.90		CliniMix® Mini Lead Safe™ 1/2" TMV Wall Mounted Bracket	1	PCS











Stock Code	Image	Stock Description	Price Per	Unit
201.90.29.90		CliniMix® 2000 Lead Safe™ TMV Replacement Cartridge O-Ring Kit (pre-2009 models only)	1	PCS
201.90.39.90		[DIS] CliniMix® Lead Safe™ TMV Element and O-Ring Service Kit	1	PCS
201.90.40.90		CliniMix® Emergency Shower Thermostatic Mixing Valve Seal Kit	1	PCS
201.90.41.90		CliniMix® Emergency Shower Thermostatic Mixing Valve Piston Element Kit	1	PCS
201.90.42.90		CliniMix® Emergency Shower Thermostatic Mixing Valve Inlet Fitting Kit	1	PCS
201.90.43.90		CliniMix® Emergency Shower Thermostatic Mixing Valve Bypass Assembly Kit	1	PCS
201.90.44.90		CliniMix® Emergency Shower Thermostatic Mixing Valve Outlet Fitting Kit	1	PCS
201.91.10.10		CliniMix® Vandal Resistant SS Recessed TMV Cabinet with Universal Door 350x350x75mm	1	PCS
WM-CABH052		[DIS] CliniMix® TMV SS Cabinet Assembly with Universal Door 20 Cold Bypass, 2 Top In & 2 Bott Outlet	1	PCS
WM-NRV-2		[DIS] Inlet Non-Return Valve for CliniMix® 101.70.00.00 (Pair)	1	PAIR











Stock Code	Image	Stock Description	Price Per	Unit
WM-PMDK		CliniMix® Disinfection Hose Kit for Wall Progressive Basin Mixer & TMV	1	PCS
WM-PMHA		CliniMix® CP-BS Handle Assembly for Progressive Mixer	1	PCS
WM-PMNKA		CliniMix® Nozzle & Key Assembly for Progressive Mixer	1	PCS
WM-PMSK		CliniMix® Seal & O Ring Kit for Progressive Mixer	1	PCS
WM-PMSKIT		CliniMix® Inwall Shower Disinfection Plug Kit Suit Progressive	1	PCS
WM-PMWIA		[SUP] CliniMix® CP-BS Wall Inlets Assembly for Progressive Mixer (Pair)	1	PCS
WM-PMWNRVA		CliniMix® CP-BS Wall Non-Return Valve & Strainer Assembly for Progressive Mixer Pair	1	PCS
WM-SKIT-1		CliniMix® Seal & O Ring Kit for WM-TMV1	1	PCS
WM-STR-1		CliniMix® Inlet Strainers for WM-TMV1 (Pair)	1	PAIR
WM-TMVTK10		CliniMix® Thermostatic Mixing Valve Test Kit [MTO]	1	PCS





Stock Code	Image	Stock Description	Price Per	Unit
WM-TPKIT-1		CliniMix® Thermostat, Piston Assembly & Spring for 101.70.00.00	1	PCS
Flowmatic® Electronic Tapware				
52014		Flowmatic® Transformer 24V AC 0.9 Amp for Electronic Tapware	1	PCS
52070		Flowmatic® Mains Flush Solenoid Kit 24V AC 25mm [Mini Plug]	1	PCS
76333		Nitrile Diaphragm for 25mm Nylon Solenoid	1	PCS
601939		Flowmatic® BS 15BSP x 40BSP Air Gap Coupling	1	PCS
150.70.11.11		Flowmatic® Wall Sensor Plate with Bluetooth	1	PCS
151.10.12.00		Flowmatic® Lead Safe™ GC20 Hob Basin Tap - Mains Power	1	KIT
151.10.12.03		Flowmatic® Lead Safe™ GC10 Hob Basin Mixer - Mains Power	1	KIT
151.10.22.00		Flowmatic® Lead Safe™ GC20 Hob Basin Tap - Battery Power	1	KIT
151.10.22.03		Flowmatic® Lead Safe™ GC10 Hob Basin Mixer - Battery Power	1	KIT











Stock Code	Image	Stock Description	Price Per	Unit
151.11.12.00		Flowmatic® Lead Safe™ Flamingo IR FL20 Hob Basin Tap - Mains Power	1	KIT
151.11.22.00		Flowmatic® Lead Safe™ Flamingo IR FL20 Hob Basin Tap - Battery Power	1	KIT
151.15.12.00		Flowmatic® Lead Safe™ Ultra IR GM20 Hob Basin Tap - Mains Power	1	KIT
151.15.22.00		Flowmatic® Lead Safe™ Ultra IR GM20 Hob Basin Tap - Battery Power	1	KIT
52511SP		Flowmatic® Automatic Sequential Flush Controller [MTO]	1	PCS
TZ-FLOWFLUS		Flowmatic® Automatic Flusher Ceiling/Wall Mtd for Urinal 15 24V Ac	1	PCS
TZ-FLOWHOBMB		[SUP] Flowmatic® Hob Basin Tap Battery Power Mixed Temperature	1	PCS
TZ-FLOWHOBMP		[SUP] Flowmatic® Hob Basin Tap Mains Power Mixed Temperature	1	PCS
TZ-FLOWHOBBS		[SUP] Flowmatic® Hob Basin Tap Battery Power Single Temperature	1	PCS
TZ-FLOWHOBSP		[SUP] Flowmatic® Hob Basin Tap Mains Power Single Temperature	1	PCS

Stock Code	Image	Stock Description	Price Per	Unit
TZ-FLOWSENC24		Flowmatic® SS Face Plate with Concealed 24V AC Wall Sensor for TZ-FLOWTAPC24	1	PCS
TZ-FLOWSENC24B		Flowmatic® SS Retro Fit Bluetooth Face Plate 24V AC, Suits Enw Sensor	1	PCS
TZ-FLOWSENF24		Flowmatic® Electronic Concealed Sensor for TZ-FLOWFLUS 24V AC	1	PCS
TZ-FLOWSRIM		Flowmatic® Concealed Sensor Assembly 24V AC for Flushing Rim Sink with SS Face Plate	1	PCS
TZ-FLOWTAPC225		Flowmatic® Concealed Sensor Assembly with SS Face Plate & Clinilever® Fixed Wall Outlet 225	1	KIT
TZ-FLOWTAPC24		Flowmatic® Automatic Concealed Sensor Assembly 24V AC for Basin/ Sink with SS Face Plate	1	PCS
TZ-FLOWTAPC275		Flowmatic® Concealed Sensor Assembly with SS Face Plate & Clinilever® Fixed Wall Outlet 275	1	KIT
TZ-FLOWTRAP		Flowmatic® Electronic Trap Primer	1	PCS
TZ-FLOWTRIM		Flowmatic® Ligature Resistant Electronic Flushing Rim Sink Assembly 24V AC with Controller	1	PCS
GalvinAssist® & ClevaCare® Healthcare Tapware				
41935		GalvinAssist® Hand Shower Kit with 1000x32 SS Hygienic Grab Rail & Pull Rod	1	KIT











Stock Code	Image	Stock Description	Price Per	Unit
41978		GalvinAssist® Hand Shower with Inverted Centre T 700x1100 SS Hygienic Grab Rail	1	KIT
41985		GalvinAssist® Hand Shower with Inverted LH T 700x1100 SS Hygienic Grab Rail	1	KIT
41992		GalvinAssist® Hand Shower with Inverted RH T 700x1100 SS Hygienic Grab Rail	1	KIT
41996		GalvinAssist® Hand Shower Kit with 600x32 SS Hygienic Grab Rail	1	KIT
41997		GalvinAssist® Hand Shower Kit with 750x32 SS Hygienic Grab Rail	1	KIT
41999		GalvinAssist® Hand Shower Kit with 900x32 SS Hygienic Grab Rail	1	KIT
42326		GalvinAssist® PVC Hose White 15x600 Long with Swivel End	1	PCS
42333		GalvinAssist® PVC Hose White 15x1500 Long with Swivel End	1	PCS
42366		GalvinAssist® PVC Hose White 15x1700 Long with Swivel Both Ends	1	PCS
42407		GalvinAssist® SS Hygienic Grab Rail 600x32	1	PCS











Stock Code	Image	Stock Description	Price Per	Unit
42421		GalvinAssist® SS Hygienic Grab Rail 750x32	1	PCS
42435		GalvinAssist® SS Hygienic Grab Rail 900x32	1	PCS
42442		GalvinAssist® SS Hygienic Grab Rail 1000x32 with Shower Cradle & Pull Rod	1	PCS
42444		GalvinAssist® SS Shower Recess Grab Rail Inverted T 700x1100 Centre	1	PCS
42446		GalvinAssist® SS Shower Recess Grab Rail Inverted T 700x1100 RH	1	PCS
42448		GalvinAssist® SS Shower Recess Grab Rail Inverted T 700x1100 LH	1	PCS
42449		GalvinAssist® SS Accessible Toilet Grab Rail 1110 x 1030 x 600 (RH) [MTO]	1	PCS
42456		GalvinAssist® SS Accessible Toilet Grab Rail 1110x1030x600 LH [MTO]	1	PCS
42470		CP Flanged Wall Outlet Elbow with Dual Check Valve 15mm	1	PCS
42471		CP Flanged Wall Outlet Elbow with Dual Check Valve 15mm (6LPM)	1	PCS

Stock Code	Image	Stock Description	Price Per	Unit
42484		White ABS Shower Handpiece with Rub-Clean Spray Diffuser	1	PCS
42498		ABS Slide & Glide Handset Cradle for SS Grab Rail 32mm	1	PCS
191163		GalvinAssist® Modia Easy Care Cistern Bottom or Back Entry	1	PCS
191164		GalvinAssist® Modia Wall Faced Easy Care Rimless Pan S or P Trap	1	PCS
191811		GalvinAssist® Modia Ambulant Nanoglaze Easy Care Cistern Bottom or Back Entry [MTO]	1	PCS
191816		GalvinAssist® Modia Ambulant Wall Faced Nanoglaze Easy Care Rimless Pan S or P Trap [MTO]	1	PCS
191819		GalvinAssist® Limni Wall Faced Easy Care Rimless Pan S or P Trap	1	PCS
191977		GalvinAssist® Quick Release Soft Close Seat Blue with SS Pins to Suit Wall Face Pan	1	PCS
105.00.00.01		GalvinAssist® Straight 300mm Grab Rail SS	1	PCS
105.00.03.01		GalvinAssist® Straight 450mm Grab Rail SS	1	PCS

Stock Code	Image	Stock Description	Price Per	Unit
105.00.06.01		GalvinAssist® Straight 600mm Grab Rail SS	1	PCS
105.00.08.01		GalvinAssist® Straight 800mm Grab Rail SS	1	PCS
105.00.09.01		GalvinAssist® Straight 900mm Grab Rail SS	1	PCS
105.00.11.01		GalvinAssist® Straight 1100mm Grab Rail SS	1	PCS
105.00.12.01		GalvinAssist® Straight 1200mm Grab Rail SS	1	PCS
105.05.03.31		GalvinAssist® 700 x 450 Angled Grab Rail (LH)	1	PCS
105.05.03.41		GalvinAssist® 700 x 450 Angled Grab Rail (RH)	1	PCS
105.05.08.31		GalvinAssist® Angled 870 x 700mm Grab Rail (LH)	1	PCS
105.05.08.41		GalvinAssist® Angled 870 x 700mm Grab Rail (RH)	1	PCS
105.07.23.01		GalvinAssist® Angled 450 x 450 Grab Rail	1	PCS


Stock Code	Image	Stock Description	Price Per	Unit
105.08.09.31		GalvinAssist® 960 x 600mm Grab Rail (LH)	1	PCS
105.08.09.41		GalvinAssist® 960 x 600mm Grab Rail (RH)	1	PCS
105.41.07.31		GalvinAssist® 700 x 1100mm Inverted T Grab Rail (LH)	1	PCS
105.41.07.41		GalvinAssist® 700 x 1100mm Inverted T Grab Rail (RH)	1	PCS
105.62.08.31		GalvinAssist® Fold Down SS Grab Rail with Fixed Toilet Roll Holder LH	1	PCS
105.62.08.41		GalvinAssist® Fold Down SS Grab Rail with Fixed Toilet Roll Holder RH	1	PCS
105.70.09.01		GalvinAssist® 960 x 400 x 480mm Folding Shower Seat	1	PCS
105.76.02.01		GalvinAssist® Pwd Back Rest	1	PCS
105.83.00.01		GalvinAssist® 45 Litre Inset Laundry Tub 610 x 510 x 240mm	1	PCS
105.83.10.01		GalvinAssist® Freestanding Laundry Tub	1	PCS











Stock Code	Image	Stock Description	Price Per	Unit
105.94.00.00		GalvinAssist® Slim Design Inwall Cistern, Less Flush Plate	1	PCS
105.96.00.00		GalvinAssist® Chrome Accessible Dual Flush Plate, Pneumatic Push, to Suit Inwall Cistern	1	PCS
110.00.00.03		GalvinAssist® CP Lead Safe™ Cross Basin Set Fixed with 3/4 Turn	1	PCS
110.01.00.03		GalvinAssist® CP Lead Safe™ Lever Basin Set Fixed with 1/4 Turn	1	PCS
110.10.00.03		GalvinAssist® CP Lead Safe™ Cross Sink Set Swivel with 3/4 Turn	1	PCS
110.30.00.03		GalvinAssist® CP Lead Safe™ Cross Wall Top Assembly with 3/4 Turn	1	PCS
110.31.00.03		GalvinAssist® CP Lead Safe™ Lever Wall Top Assembly with 1/4 Turn	1	PCS
110.40.00.00		GalvinAssist® CP Lead Safe™ Underslung Wall Swivel Outlet 200mm	1	PCS
113.30.11.00		GalvinAssist® CP Short Pin Handle H&C - Black	1	PCS
113.30.12.05		GalvinAssist® BC Short Pin Handle H&C - White [MTO]	1	PCS











Stock Code	Image	Stock Description	Price Per	Unit
113.30.13.00		GalvinAssist® CP Short Pin Handle H&C - Aqua Blue	1	PCS
113.30.14.00		GalvinAssist® CP Short Pin Handle H&C - Apple Green	1	PCS
113.30.15.00		GalvinAssist® CP Short Pin Handle H&C - Ruby Red	1	PCS
113.30.16.00		GalvinAssist® CP Short Pin Handle H&C - Coral	1	PCS
113.30.17.00		GalvinAssist® CP Short Pin Handle H&C - Steel Blue	1	PCS
113.31.11.00		GalvinAssist® CP Long Pin Handle H&C - Black	1	PCS
113.31.12.05		GalvinAssist® BC Long Pin Handle H&C - White [MTO]	1	PCS
113.31.13.00		GalvinAssist® CP Long Pin Handle H&C - Aqua Blue	1	PCS
113.31.14.00		GalvinAssist® CP Long Pin Handle H&C - Apple Green	1	PCS
113.31.15.00		GalvinAssist® CP Long Pin Handle H&C - Ruby Red	1	PCS











Stock Code	Image	Stock Description	Price Per	Unit
113.31.16.00		GalvinAssist® CP Long Pin Handle H&C - Coral	1	PCS
113.31.17.00		GalvinAssist® CP Long Pin Handle H&C - Steel Blue	1	PCS
113.32.10.00		GalvinAssist® CP Short Paddle Handle H&C [MTO]	1	PCS
113.32.10.05		GalvinAssist® BC Short Paddle Handle H&C [MTO]	1	PCS
113.32.20.00		GalvinAssist® CP Short Paddle Handle W&C	1	PCS
113.32.30.00		GalvinAssist® CP Short Paddle Handle H&C - Inverted	1	PCS
113.32.30.05		GalvinAssist® BC Short Paddle Handle H&C - Inverted	1	PCS
113.32.40.00		GalvinAssist® CP Short Paddle Handle W&C - Inverted	1	PCS
113.33.10.00		GalvinAssist® CP Long Paddle Handle H&C	1	PCS
113.33.10.05		GalvinAssist® BC Long Paddle Handle H&C [MTO]	1	PCS











Stock Code	Image	Stock Description	Price Per	Unit
113.33.20.00		GalvinAssist® CP Long Paddle Handle W&C	1	PCS
113.34.11.00		GalvinAssist® CP Short Flared Handle H&C - Black	1	PCS
113.34.12.05		GalvinAssist® BC Short Flared Handle H&C [MTO]	1	PCS
113.34.13.00		GalvinAssist® CP Short Flared Handle H&C - Aqua Blue	1	PCS
113.34.14.00		GalvinAssist® CP Short Flared Handle H&C - Apple Green	1	PCS
113.34.15.00		GalvinAssist® CP Short Flared Handle H&C - Ruby Red	1	PCS
113.34.16.00		GalvinAssist® CP Short Flared Handle H&C - Coral	1	PCS
113.34.17.00		GalvinAssist® CP Short Flared Handle H&C - Steel Blue	1	PCS
113.35.11.00		GalvinAssist® CP Long Flared Handle H&C - Black	1	PCS
113.35.12.05		GalvinAssist® BC Long Flared Handle H&C [MTO]	1	PCS











Stock Code	Image	Stock Description	Price Per	Unit
113.35.13.00		GalvinAssist® CP Long Flared Handle H&C - Aqua Blue	1	PCS
113.35.14.00		GalvinAssist® CP Long Flared Handle H&C - Apple Green	1	PCS
113.35.15.00		GalvinAssist® CP Long Flared Handle H&C - Ruby Red	1	PCS
113.35.16.00		GalvinAssist® CP Long Flared Handle H&C - Coral	1	PCS
113.35.17.00		GalvinAssist® CP Long Flared Handle H&C - Steel Blue	1	PCS
113.40.10.03		GalvinAssist® CP Lead Safe™ Gooseneck Sink Mixer with Short Paddle Handle H&C	1	KIT
113.40.10.04		GalvinAssist® CP Lead Safe™ Gooseneck Sink Mixer with Short Paddle Handle W&C	1	KIT
113.41.10.03		GalvinAssist® CP Lead Safe™ Short Sink Mixer with Short Paddle Handle H&C	1	KIT
113.41.10.04		GalvinAssist® CP Lead Safe™ Short Sink Mixer with Short Paddle Handle W&C	1	KIT
113.41.20.03		GalvinAssist® CP Lead Safe™ Short Sink Mixer with Long Paddle Handle H&C	1	KIT











Stock Code	Image	Stock Description	Price Per	Unit
113.41.20.04		GalvinAssist® CP Lead Safe™ Short Sink Mixer with Long Paddle Handle W&C	1	KIT
113.41.31.03		GalvinAssist® CP Lead Safe™ Short Sink Mixer with Short Pin Handle H&C - Black	1	KIT
113.41.33.03		GalvinAssist® CP Lead Safe™ Short Sink Mixer with Short Pin Handle H&C - Aqua Blue	1	KIT
113.41.34.03		GalvinAssist® CP Lead Safe™ Short Sink Mixer with Short Pin Handle H&C - Apple Green	1	KIT
113.41.35.03		GalvinAssist® CP Lead Safe™ Short Sink Mixer with Short Pin Handle H&C - Ruby Red	1	KIT
113.41.36.03		GalvinAssist® CP Lead Safe™ Short Sink Mixer with Short Pin Handle H&C - Coral	1	KIT
113.41.37.03		GalvinAssist® CP Lead Safe™ Short Sink Mixer with Short Pin Handle H&C - Steel Blue	1	KIT
113.41.41.03		GalvinAssist® CP Lead Safe™ Short Sink Mixer with Long Pin Handle H&C - Black	1	KIT
113.41.43.03		GalvinAssist® CP Lead Safe™ Short Sink Mixer with Long Pin Handle H&C - Aqua Blue	1	KIT
113.41.44.03		GalvinAssist® CP Lead Safe™ Short Sink Mixer with Long Pin Handle H&C - Apple Green	1	KIT











Stock Code	Image	Stock Description	Price Per	Unit
113.41.45.03		GalvinAssist® CP Lead Safe™ Short Sink Mixer with Long Pin Handle H&C - Ruby Red	1	KIT
113.41.46.03		GalvinAssist® CP Lead Safe™ Short Sink Mixer with Long Pin Handle H&C - Coral	1	KIT
113.41.47.03		GalvinAssist® CP Lead Safe™ Short Sink Mixer with Long Pin Handle H&C - Steel Blue	1	KIT
113.41.51.03		GalvinAssist® CP Lead Safe™ Short Sink Mixer with Short Flared Handle H&C - Black	1	KIT
113.41.53.03		GalvinAssist® CP Lead Safe™ Short Sink Mixer with Short Flared Handle H&C - Aqua Blue	1	KIT
113.41.54.03		GalvinAssist® CP Lead Safe™ Short Sink Mixer with Short Flared Handle H&C - Apple Green	1	KIT
113.41.55.03		GalvinAssist® CP Lead Safe™ Short Sink Mixer with Short Flared Handle H&C - Ruby Red	1	KIT
113.41.56.03		GalvinAssist® CP Lead Safe™ Short Sink Mixer with Short Flared Handle H&C - Coral	1	KIT
113.41.57.03		GalvinAssist® CP Lead Safe™ Short Sink Mixer with Short Flared Handle H&C - Steel Blue	1	KIT
113.41.61.03		GalvinAssist® CP Lead Safe™ Short Sink Mixer with Long Flared Handle H&C - Black	1	KIT











Stock Code	Image	Stock Description	Price Per	Unit
113.41.63.03		GalvinAssist® CP Lead Safe™ Short Sink Mixer with Long Flared Handle H&C - Aqua Blue	1	KIT
113.41.64.03		GalvinAssist® CP Lead Safe™ Short Sink Mixer with Long Flared Handle H&C - Apple Green	1	KIT
113.41.65.03		GalvinAssist® CP Lead Safe™ Short Sink Mixer with Long Flared Handle H&C - Ruby Red	1	KIT
113.41.66.03		GalvinAssist® CP Lead Safe™ Short Sink Mixer with Long Flared Handle H&C - Coral	1	KIT
113.41.67.03		GalvinAssist® CP Lead Safe™ Short Sink Mixer with Long Flared Handle H&C - Steel Blue	1	KIT
113.42.10.03		GalvinAssist® CP Lead Safe™ Basin Mixer with Short Paddle Handle H&C	1	KIT
113.42.10.04		GalvinAssist® CP Lead Safe™ Basin Mixer with Short Paddle Handle W&C	1	KIT
113.42.20.03		GalvinAssist® CP Lead Safe™ Basin Mixer with Long Paddle Handle H&C	1	KIT
113.42.20.04		GalvinAssist® CP Lead Safe™ Basin Mixer with Long Paddle Handle W&C	1	KIT
113.42.31.03		GalvinAssist® CP Lead Safe™ Basin Mixer with Short Pin Handle H&C - Black	1	KIT











Stock Code	Image	Stock Description	Price Per	Unit
113.42.33.03		GalvinAssist® CP Lead Safe™ Basin Mixer with Short Pin Handle H&C - Aqua Blue	1	KIT
113.42.34.03		GalvinAssist® CP Lead Safe™ Basin Mixer with Short Pin Handle H&C - Apple Green	1	KIT
113.42.35.03		GalvinAssist® CP Lead Safe™ Basin Mixer with Short Pin Handle H&C - Ruby Red	1	KIT
113.42.36.03		GalvinAssist® CP Lead Safe™ Basin Mixer with Short Pin Handle H&C - Coral	1	KIT
113.42.37.03		GalvinAssist® CP Lead Safe™ Basin Mixer with Short Pin Handle H&C - Steel Blue	1	KIT
113.42.41.03		GalvinAssist® CP Lead Safe™ Basin Mixer with Long Pin Handle H&C - Black	1	KIT
113.42.43.03		GalvinAssist® CP Lead Safe™ Basin Mixer with Long Pin Handle H&C - Aqua Blue	1	KIT
113.42.44.03		GalvinAssist® CP Lead Safe™ Basin Mixer with Long Pin Handle H&C - Apple Green	1	KIT
113.42.45.03		GalvinAssist® CP Lead Safe™ Basin Mixer with Long Pin Handle H&C - Ruby Red	1	KIT
113.42.46.03		GalvinAssist® CP Lead Safe™ Basin Mixer with Long Pin Handle H&C - Coral	1	KIT











Stock Code	Image	Stock Description	Price Per	Unit
113.42.47.03		GalvinAssist® CP Lead Safe™ Basin Mixer with Long Pin Handle H&C - Steel Blue	1	KIT
113.42.51.03		GalvinAssist® CP Lead Safe™ Basin Mixer with Short Flared Handle H&C - Black	1	KIT
113.42.53.03		GalvinAssist® CP Lead Safe™ Basin Mixer with Short Flared Handle H&C - Aqua Blue	1	KIT
113.42.54.03		GalvinAssist® CP Lead Safe™ Basin Mixer with Short Flared Handle H&C - Apple Green	1	KIT
113.42.55.03		GalvinAssist® CP Lead Safe™ Basin Mixer with Short Flared Handle H&C - Ruby Red	1	KIT
113.42.56.03		GalvinAssist® CP Lead Safe™ Basin Mixer with Short Flared Handle H&C - Coral	1	KIT
113.42.57.03		GalvinAssist® CP Lead Safe™ Basin Mixer with Short Flared Handle H&C - Steel Blue	1	KIT
113.42.61.03		GalvinAssist® CP Lead Safe™ Basin Mixer with Long Flared Handle H&C - Black	1	KIT
113.42.63.03		GalvinAssist® CP Lead Safe™ Basin Mixer with Long Flared Handle H&C - Aqua Blue	1	KIT
113.42.64.03		GalvinAssist® CP Lead Safe™ Basin Mixer with Long Flared Handle H&C - Apple Green	1	KIT









Stock Code	Image	Stock Description	Price Per	Unit
113.42.65.03		GalvinAssist® CP Lead Safe™ Basin Mixer with Long Flared Handle H&C - Ruby Red	1	KIT
113.42.66.03		GalvinAssist® CP Lead Safe™ Basin Mixer with Long Flared Handle H&C - Coral	1	KIT
113.42.67.03		GalvinAssist® CP Lead Safe™ Basin Mixer with Long Flared Handle H&C - Steel Blue	1	KIT
113.43.10.03		GalvinAssist® CP Lead Safe™ Tall Sink Mixer with Short Paddle Handle H&C	1	KIT
113.43.10.04		GalvinAssist® CP Lead Safe™ Tall Sink Mixer with Short Paddle Handle W&C	1	KIT
113.43.20.03		GalvinAssist® CP Lead Safe™ Tall Sink Mixer with Long Paddle Handle H&C	1	KIT
113.43.20.04		GalvinAssist® CP Lead Safe™ Tall Sink Mixer with Long Paddle Handle W&C	1	KIT
113.43.31.03		GalvinAssist® CP Lead Safe™ Tall Sink Mixer with Short Pin Handle H&C - Black	1	KIT
113.43.33.03		GalvinAssist® CP Lead Safe™ Tall Sink Mixer with Short Pin Handle H&C - Aqua Blue	1	KIT
113.43.34.03		GalvinAssist® CP Lead Safe™ Tall Sink Mixer with Short Pin Handle H&C - Apple Green	1	KIT





Stock Code	Image	Stock Description	Price Per	Unit
113.43.35.03		GalvinAssist® CP Lead Safe™ Tall Sink Mixer with Short Pin Handle H&C - Ruby Red	1	KIT
113.43.36.03		GalvinAssist® CP Lead Safe™ Tall Sink Mixer with Short Pin Handle H&C - Coral	1	KIT
113.43.37.03		GalvinAssist® CP Lead Safe™ Tall Sink Mixer with Short Pin Handle H&C - Steel Blue	1	KIT
113.43.41.03		GalvinAssist® CP Lead Safe™ Tall Sink Mixer with Long Pin Handle H&C - Black	1	KIT
113.43.43.03		GalvinAssist® CP Lead Safe™ Tall Sink Mixer with Long Pin Handle H&C - Aqua Blue	1	KIT
113.43.44.03		GalvinAssist® CP Lead Safe™ Tall Sink Mixer with Long Pin Handle H&C - Apple Green	1	KIT
113.43.45.03		GalvinAssist® CP Lead Safe™ Tall Sink Mixer with Long Pin Handle H&C - Ruby Red	1	KIT
113.43.46.03		GalvinAssist® CP Lead Safe™ Tall Sink Mixer with Long Pin Handle H&C - Coral	1	KIT
113.43.47.03		GalvinAssist® CP Lead Safe™ Tall Sink Mixer with Long Pin Handle H&C - Steel Blue	1	KIT
113.43.51.03		GalvinAssist® CP Lead Safe™ Tall Sink Mixer with Short Flared Handle H&C - Black	1	KIT

Stock Code	Image	Stock Description	Price Per	Unit
113.43.53.03		GalvinAssist® CP Lead Safe™ Tall Sink Mixer with Short Flared Handle H&C - Aqua Blue	1	KIT
113.43.54.03		GalvinAssist® CP Lead Safe™ Tall Sink Mixer with Short Flared Handle H&C - Apple Green	1	KIT
113.43.55.03		GalvinAssist® CP Lead Safe™ Tall Sink Mixer with Short Flared Handle H&C - Ruby Red	1	KIT
113.43.56.03		GalvinAssist® CP Lead Safe™ Tall Sink Mixer with Short Flared Handle H&C - Coral	1	KIT
113.43.57.03		GalvinAssist® CP Lead Safe™ Tall Sink Mixer with Short Flared Handle H&C - Steel Blue	1	KIT
113.43.61.03		GalvinAssist® CP Lead Safe™ Tall Sink Mixer with Long Flared Handle H&C - Black	1	KIT
113.43.63.03		GalvinAssist® CP Lead Safe™ Tall Sink Mixer with Long Flared Handle H&C - Aqua Blue	1	KIT
113.43.64.03		GalvinAssist® CP Lead Safe™ Tall Sink Mixer with Long Flared Handle H&C - Apple Green	1	KIT
113.43.65.03		GalvinAssist® CP Lead Safe™ Tall Sink Mixer with Long Flared Handle H&C - Ruby Red	1	KIT
113.43.66.03		GalvinAssist® CP Lead Safe™ Tall Sink Mixer with Long Flared Handle H&C - Coral	1	KIT

Stock Code	Image	Stock Description	Price Per	Unit
113.43.67.03		GalvinAssist® CP Lead Safe™ Tall Sink Mixer with Long Flared Handle H&C - Steel Blue	1	KIT
113.50.10.03		GalvinAssist® BC Lead Safe™ Gooseneck Sink Mixer with Short Paddle Handle H&C	1	KIT
113.51.10.03		GalvinAssist® BC Lead Safe™ Short Sink Mixer with Short Paddle Handle H&C	1	KIT
113.51.20.03		GalvinAssist® BC Lead Safe™ Short Sink Mixer with Long Paddle Handle H&C	1	KIT
113.51.32.03		GalvinAssist® BC Lead Safe™ Short Sink Mixer with Short Pin Handle H&C - White	1	KIT
113.51.42.03		GalvinAssist® BC Lead Safe™ Short Sink Mixer with Long Pin Handle H&C - White	1	KIT
113.51.52.03		GalvinAssist® BC Lead Safe™ Short Sink Mixer with Short Flared Handle H&C	1	KIT
113.51.62.03		GalvinAssist® BC Lead Safe™ Short Sink Mixer with Long Flared Handle H&C	1	KIT
113.52.10.03		GalvinAssist® BC Lead Safe™ Basin Mixer with Short Paddle Handle H&C	1	KIT
113.52.20.03		GalvinAssist® BC Lead Safe™ Basin Mixer with Long Paddle Handle H&C	1	KIT

Stock Code	Image	Stock Description	Price Per	Unit
113.52.32.03		GalvinAssist® BC Lead Safe™ Basin Mixer with Short Pin Handle H&C - White	1	KIT
113.52.42.03		GalvinAssist® BC Lead Safe™ Basin Mixer with Long Pin Handle H&C - White	1	KIT
113.52.52.03		GalvinAssist® BC Lead Safe™ Basin Mixer with Short Flared Handle H&C	1	KIT
113.52.62.03		GalvinAssist® BC Lead Safe™ Basin Mixer with Long Flared Handle H&C	1	KIT
113.53.10.03		GalvinAssist® BC Lead Safe™ Tall Sink Mixer with Short Paddle Handle H&C	1	KIT
113.53.20.03		GalvinAssist® BC Lead Safe™ Tall Sink Mixer with Long Paddle Handle H&C	1	KIT
113.53.32.03		GalvinAssist® BC Lead Safe™ Tall Sink Mixer with Short Pin Handle H&C - White	1	KIT
113.53.42.03		GalvinAssist® BC Lead Safe™ Tall Sink Mixer with Long Pin Handle H&C - White	1	KIT
113.53.52.03		GalvinAssist® BC Lead Safe™ Tall Sink Mixer with Short Flared Handle H&C	1	KIT
113.53.62.03		GalvinAssist® BC Lead Safe™ Tall Sink Mixer with Long Flared Handle H&C	1	KIT








Stock Code	Image	Stock Description	Price Per	Unit
113.61.10.03		GalvinAssist® CP Lead Safe™ Wall Mixer Set with Short Paddle Handle H&C	1	KIT
113.61.10.04		GalvinAssist® CP Lead Safe™ Wall Mixer Set with Short Paddle Handle W&C	1	KIT
113.61.20.03		GalvinAssist® CP Lead Safe™ Wall Mixer Set with Long Paddle Handle H&C	1	KIT
113.61.20.04		GalvinAssist® CP Lead Safe™ Wall Mixer Set with Long Paddle Handle W&C	1	KIT
113.61.31.03		GalvinAssist® CP Lead Safe™ Wall Mixer Set with Short Pin Handle H&C - Black	1	KIT
113.61.33.03		GalvinAssist® CP Lead Safe™ Wall Mixer Set with Short Pin Handle H&C - Aqua Blue	1	KIT
113.61.34.03		GalvinAssist® CP Lead Safe™ Wall Mixer Set with Short Pin Handle H&C - Apple Green	1	KIT
113.61.35.03		GalvinAssist® CP Lead Safe™ Wall Mixer Set with Short Pin Handle H&C - Ruby Red	1	KIT
113.61.36.03		GalvinAssist® CP Lead Safe™ Wall Mixer Set with Short Pin Handle H&C - Coral	1	KIT
113.61.37.03		GalvinAssist® CP Lead Safe™ Wall Mixer Set with Short Pin Handle H&C - Steel Blue	1	KIT











Stock Code	Image	Stock Description	Price Per	Unit
113.61.41.03		GalvinAssist® CP Lead Safe™ Wall Mixer Set with Long Pin Handle H&C - Black	1	KIT
113.61.43.03		GalvinAssist® CP Lead Safe™ Wall Mixer Set with Long Pin Handle H&C - Aqua Blue	1	KIT
113.61.44.03		GalvinAssist® CP Lead Safe™ Wall Mixer Set with Long Pin Handle H&C - Apple Green	1	KIT
113.61.45.03		GalvinAssist® CP Lead Safe™ Wall Mixer Set with Long Pin Handle H&C - Ruby Red	1	KIT
113.61.46.03		GalvinAssist® CP Lead Safe™ Wall Mixer Set with Long Pin Handle H&C - Coral	1	KIT
113.61.47.03		GalvinAssist® CP Lead Safe™ Wall Mixer Set with Long Pin Handle H&C - Steel Blue	1	KIT
113.61.51.03		GalvinAssist® CP Lead Safe™ Wall Mixer Set with Short Flared Handle H&C - Black	1	KIT
113.61.53.03		GalvinAssist® CP Lead Safe™ Wall Mixer Set with Short Flared Handle H&C - Aqua Blue	1	KIT
113.61.54.03		GalvinAssist® CP Lead Safe™ Wall Mixer Set with Short Flared Handle H&C - Apple Green	1	KIT
113.61.55.03		GalvinAssist® CP Lead Safe™ Wall Mixer Set with Short Flared Handle H&C - Ruby Red	1	KIT









Stock Code	Image	Stock Description	Price Per	Unit
113.61.56.03		GalvinAssist® CP Lead Safe™ Wall Mixer Set with Short Flared Handle H&C - Coral	1	KIT
113.61.57.03		GalvinAssist® CP Lead Safe™ Wall Mixer Set with Short Flared Handle H&C - Steel Blue	1	KIT
113.61.61.03		GalvinAssist® CP Lead Safe™ Wall Mixer Set with Long Flared Handle H&C - Black	1	KIT
113.61.63.03		GalvinAssist® CP Lead Safe™ Wall Mixer Set with Long Flared Handle H&C - Aqua Blue	1	KIT
113.61.64.03		GalvinAssist® CP Lead Safe™ Wall Mixer Set with Long Flared Handle H&C - Apple Green	1	KIT
113.61.65.03		GalvinAssist® CP Lead Safe™ Wall Mixer Set with Long Flared Handle H&C - Ruby Red	1	KIT
113.61.66.03		GalvinAssist® CP Lead Safe™ Wall Mixer Set with Long Flared Handle H&C - Coral	1	KIT
113.61.67.03		GalvinAssist® CP Lead Safe™ Wall Mixer Set with Long Flared Handle H&C - Steel Blue	1	KIT
113.62.10.03		GalvinAssist® CP Lead Safe™ Shower Mixer Set with Short Paddle Handle H&C	1	KIT
113.62.10.04		GalvinAssist® CP Lead Safe™ Shower Mixer Set with Short Paddle Handle W&C	1	KIT








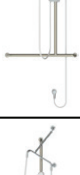
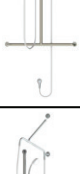

Stock Code	Image	Stock Description	Price Per	Unit
113.62.20.03		GalvinAssist® CP Lead Safe™ Shower Mixer Set with Long Paddle Handle H&C	1	KIT
113.62.20.04		GalvinAssist® CP Lead Safe™ Shower Mixer Set with Long Paddle Handle W&C	1	KIT
113.62.31.03		GalvinAssist® CP Lead Safe™ Shower Mixer Set with Short Pin Handle H&C - Black	1	KIT
113.62.33.03		GalvinAssist® CP Lead Safe™ Shower Mixer Set with Short Pin Handle H&C - Aqua Blue	1	KIT
113.62.34.03		GalvinAssist® CP Lead Safe™ Shower Mixer Set with Short Pin Handle H&C - Apple Green	1	KIT
113.62.35.03		GalvinAssist® CP Lead Safe™ Shower Mixer Set with Short Pin Handle H&C - Ruby Red	1	KIT
113.62.36.03		GalvinAssist® CP Lead Safe™ Shower Mixer Set with Short Pin Handle H&C - Coral	1	KIT
113.62.37.03		GalvinAssist® CP Lead Safe™ Shower Mixer Set with Short Pin Handle H&C - Steel Blue	1	KIT
113.62.41.03		GalvinAssist® CP Lead Safe™ Shower Mixer Set with Long Pin Handle H&C - Black	1	KIT
113.62.43.03		GalvinAssist® CP Lead Safe™ Shower Mixer Set with Long Pin Handle H&C - Aqua Blue	1	KIT











Stock Code	Image	Stock Description	Price Per	Unit
113.62.44.03		GalvinAssist® CP Lead Safe™ Shower Mixer Set with Long Pin Handle H&C - Apple Green	1	KIT
113.62.45.03		GalvinAssist® CP Lead Safe™ Shower Mixer Set with Long Pin Handle H&C - Ruby Red	1	KIT
113.62.46.03		GalvinAssist® CP Lead Safe™ Shower Mixer Set with Long Pin Handle H&C - Coral	1	KIT
113.62.47.03		GalvinAssist® CP Lead Safe™ Shower Mixer Set with Long Pin Handle H&C - Steel Blue	1	KIT
113.62.51.03		GalvinAssist® CP Lead Safe™ Shower Mixer Set with Short Flared Handle H&C - Black	1	KIT
113.62.53.03		GalvinAssist® CP Lead Safe™ Shower Mixer Set with Short Flared Handle H&C - Aqua Blue	1	KIT
113.62.54.03		GalvinAssist® CP Lead Safe™ Shower Mixer Set with Short Flared Handle H&C - Apple Green	1	KIT
113.62.55.03		GalvinAssist® CP Lead Safe™ Shower Mixer Set with Short Flared Handle H&C - Ruby Red	1	KIT
113.62.56.03		GalvinAssist® CP Lead Safe™ Shower Mixer Set with Short Flared Handle H&C - Coral	1	KIT
113.62.57.03		GalvinAssist® CP Lead Safe™ Shower Mixer Set with Short Flared Handle H&C - Steel Blue	1	KIT

Stock Code	Image	Stock Description	Price Per	Unit
113.62.61.03		GalvinAssist® CP Lead Safe™ Shower Mixer Set with Long Flared Handle H&C - Black	1	KIT
113.62.63.03		GalvinAssist® CP Lead Safe™ Shower Mixer Set with Long Flared Handle H&C - Aqua Blue	1	KIT
113.62.64.03		GalvinAssist® CP Lead Safe™ Shower Mixer Set with Long Flared Handle H&C - Apple Green	1	KIT
113.62.65.03		GalvinAssist® CP Lead Safe™ Shower Mixer Set with Long Flared Handle H&C - Ruby Red	1	KIT
113.62.66.03		GalvinAssist® CP Lead Safe™ Shower Mixer Set with Long Flared Handle H&C - Coral	1	KIT
113.62.67.03		GalvinAssist® CP Lead Safe™ Shower Mixer Set with Long Flared Handle H&C - Steel Blue	1	KIT
113.71.10.03		GalvinAssist® BC Lead Safe™ Wall Mixer Set with Short Paddle Handle H&C	1	KIT
113.71.20.03		GalvinAssist® BC Lead Safe™ Wall Mixer Set with Long Paddle Handle H&C	1	KIT
113.71.32.03		GalvinAssist® BC Lead Safe™ Wall Mixer Set with Short Pin Handle H&C - White	1	KIT
113.71.42.03		GalvinAssist® BC Lead Safe™ Wall Mixer Set with Long Pin Handle H&C - White	1	KIT









Stock Code	Image	Stock Description	Price Per	Unit
113.71.52.03		GalvinAssist® BC Lead Safe™ Wall Mixer Set with Short Flared Handle H&C	1	KIT
113.71.62.03		GalvinAssist® BC Lead Safe™ Wall Mixer Set with Long Flared Handle H&C	1	KIT
113.72.10.03		GalvinAssist® BC Lead Safe™ Shower Mixer Set with Short Paddle Handle H&C	1	KIT
113.72.20.03		GalvinAssist® BC Lead Safe™ Shower Mixer with Long Paddle Handle H&C	1	KIT
113.72.32.03		GalvinAssist® BC Lead Safe™ Shower Mixer Set with Short Pin Handle H&C - White	1	KIT
113.72.42.03		GalvinAssist® BC Lead Safe™ Shower Mixer with Long Pin Handle H&C - White	1	KIT
113.72.52.03		GalvinAssist® BC Lead Safe™ Shower Mixer Set with Short Flared Handle H&C	1	KIT
113.72.62.03		GalvinAssist® BC Lead Safe™ Shower Mixer with Long Flared Handle H&C	1	KIT
41978CP		GalvinAssist® CP Hand Shower with Inverted Centre T 700x1100 SS Hygienic Grab Rail	1	KIT
41985CP		GalvinAssist® CP Hand Shower with Inverted LH T 700x1100 SS Hygienic Grab Rail	1	KIT

Stock Code	Image	Stock Description	Price Per	Unit
41992CP		GalvinAssist® CP Hand Shower with Inverted RH T 700x1100 SS Hygienic Grab Rail	1	KIT
41999CP		GalvinAssist® CP Hand Shower Kit with 900x32 SS Hygienic Grab Rail	1	KIT
42333CP		GalvinAssist® PVC Hose CP 15x1500 Long with Swivel End	1	PCS
42366CP		GalvinAssist® PVC Hose CP 15x1700 Long with Swivel Both Ends	1	PCS
42484CP		CP ABS Shower Handpiece with Rub-Clean Spray Diffuser	1	PCS
CLEVA010		ClevaCare® CP-BS Shower Arm	1	PCS
CLEVA020		ClevaCare® CP-BS Shower Arm with 600 Inlet & 1700 Outlet Hoses - High Outlet	1	KIT
CLEVA020CP		ClevaCare® CP-BS Shower Arm with 600 Inlet & CP 1700 Outlet Hoses - High Outlet	1	KIT
CLEVA025		ClevaCare® CP-BS Shower Arm with 1500 Inlet & 1700 Outlet Hoses - Low Outlet	1	KIT
CLEVA025CP		ClevaCare® CP-BS Shower Arm with 1500 Inlet & CP 1700 Outlet Hoses - Low Outlet	1	KIT

Stock Code	Image	Stock Description	Price Per	Unit
CLEVA030		GalvinAssist® Hand Shower Kit with 900x32 SS Hygienic Grab Rail, ClevaCare® Shower - High Outlet	1	KIT
CLEVA035		GalvinAssist® Hand Shower Kit with 900x32 SS Hygienic Grab Rail, ClevaCare® Shower - Low Outlet	1	KIT
CLEVA035CP		GalvinAssist® CP hand Shower Kit with 900x32 SS Hygienic Grab Rail, ClevaCare® Shower - Low Outlet	1	KIT
CLEVA040		GalvinAssist® Hand Shower Kit with 1000x32 SS Hygienic Grab Rail, ClevaCare® Shower & Pull Rod - High Outlet	1	KIT
CLEVA045		GalvinAssist® Hand Shower Kit with 1000x32 SS Hygienic Grab Rail, ClevaCare® Shower & Pull Rod - Low Outlet	1	KIT
CLEVA045CP		GalvinAssist® CP Hand Shower Kit with 1000x32 SS Hygienic Grab Rail, ClevaCare® Shower & Pull Rod - Low Outlet	1	KIT
CLEVA050		GalvinAssist® Hand Shower Kit, Inverted LH T 700x1100 SS Hygienic Grab Rail, ClevaCare® - Low Outlet	1	KIT
CLEVA055		GalvinAssist® Hand Shower Kit, Inverted RH T 700x1100 SS Hygienic Grab Rail, ClevaCare®- Low Outlet	1	KIT
CLEVA060		GalvinAssist® Hand Shower Kit, Inverted Centre T 700x1100 SS Hygienic Grab Rail, ClevaCare® - Low Outlet	1	KIT
CLEVAKIT1		GalvinAssist® Hand Shower Kit with 900x32 SS Hygienic Grab Rail, ClevaCare® Shower & CliniLever® Taps	1	KIT

Stock Code	Image	Stock Description	Price Per	Unit
CLEVAKIT1CP		GalvinAssist® CP Hand Shower Kit with 900x32 SS Hygienic Grab Rail, ClevaCare® Shower & CliniLever® Tap	1	KIT
CLEVAKIT2		GalvinAssist® Hand Shower Kit with 900x32 SS Hygienic Grab Rail, ClevaCare® Shower & CliniLever® SLM	1	KIT
CLEVAKIT2CP		GalvinAssist® CP Hand Shower Kit with 900x32 SS Hygienic Grab Rail, ClevaCare® Shower & CliniLever® SLM	1	KIT
CLEVAKIT3		GalvinAssist® Hand Shower Kit with 1000x32 SS Grab Rail, Pull Rod, ClevaCare® Shower & CliniLever® Taps	1	KIT
CLEVAKIT3CP		GalvinAssist® CP Hand Shower Kit with 1000x32 SS Grab Rail, Pull Rod, ClevaCare® Shower & CliniLever® Tap	1	KIT
CLEVAKIT4		GalvinAssist® Hand Shower Kit with 1000x32 SS Grab Rail, Pull Rod, ClevaCare® Shower & CliniLever® SLM	1	KIT
CLEVAKIT4CP		GalvinAssist® CP Hand Shower Kit with 1000x32 SS Grab Rail, Pull Rod, ClevaCare® Shower & CliniLever® SLM	1	KIT
		HEWI Assisted Care Accessories		
477.00.100.33		HEWI Holder for Soap Dish Insert - Ruby Red	1	PCS
477.00.100.55		HEWI Holder for Soap Dish Insert - Aqua Blue	1	PCS
477.00.100.92		HEWI Holder for Soap Dish Insert - Anthracite Grey	1	PCS











Stock Code	Image	Stock Description	Price Per	Unit
477.00.100.95		HEWI Holder for Soap Dish Insert - Stone Grey	1	PCS
477.00.100.98		HEWI Holder for Soap Dish Insert - Signal White	1	PCS
477.02.01005		HEWI Soap Dish Inset, Small - Opaque White	1	PCS
477.02.100.33		HEWI Soap Dish, Small without Drain Hole - Ruby Red	1	PCS
477.02.100.55		HEWI Soap Dish, Small without Drain Hole - Aqua Blue	1	PCS
477.02.100.92		HEWI Soap Dish, Small without Drain Hole - Anthracite Grey	1	PCS
477.02.100.95		HEWI Soap Dish, Small without Drain Hole - Stone Grey	1	PCS
477.02.100.98		HEWI Soap Dish, Small without Drain Hole - Signal White	1	PCS
477.02.200.33		HEWI Soap Dish, Large without Drain Hole - Ruby Red	1	PCS
477.02.200.55		HEWI Soap Dish, Large without Drain Hole - Aqua Blue	1	PCS











Stock Code	Image	Stock Description	Price Per	Unit
477.02.200.92		HEWI Soap Dish, Large without Drain Hole - Anthracite Grey	1	PCS
477.02.200.95		HEWI Soap Dish, Large without Drain Hole - Stone Grey	1	PCS
477.02.200.98		HEWI Soap Dish, Large without Drain Hole - Signal White	1	PCS
477.03.100.33		HEWI Shelf (Nylon), B=600mm - Ruby Red	1	PCS
477.03.100.55		HEWI Shelf (Nylon), B=600mm - Aqua Blue	1	PCS
477.03.100.95		HEWI Shelf (Nylon), B=600mm - Stone Grey	1	PCS
477.03.100.98		HEWI Shelf (Nylon), B=600mm - Signal White	1	PCS
477.03.300.33		HEWI Storage Dish with Two Drain Holes, Detachable - Ruby Red	1	PCS
477.03.300.55		HEWI Storage Dish with Two Drain Holes, Detachable - Aqua Blue	1	PCS
477.03.300.92		HEWI Storage Dish with Two Drain Holes, Detachable Anthracite Grey	1	PCS





Stock Code	Image	Stock Description	Price Per	Unit
477.03.300.95		HEWI Storage Dish with Two Drain Holes, Detachable - Stone Grey	1	PCS
477.03.300.98		HEWI Storage Dish with Two Drain Holes, Detachable - Signal White	1	PCS
477.04.020.33		HEWI Tumbler with Flat Bottom - Ruby Red	1	PCS
477.04.020.55		HEWI Tumbler with Flat Bottom - Aqua Blue	1	PCS
477.04.020.92		HEWI Tumbler with Flat Bottom - Anthracite Grey	1	PCS
477.04.020.95		HEWI Tumbler with Flat Bottom - Stone Grey	1	PCS
477.04.020.98		HEWI Tumbler with Flat Bottom - Stone White	1	PCS
477.05.100.33		HEWI Waste Bin - Ruby Red	1	PCS
477.05.100.55		HEWI Waste Bin - Aqua Blue	1	PCS
477.05.100.92		HEWI Waste Bin - Anthracite Grey	1	PCS











Stock Code	Image	Stock Description	Price Per	Unit
477.05.100.95		HEWI Waste Bin - Stone Grey	1	PCS
477.05.100.98		HEWI Waste Bin - Signal White	1	PCS
477.05.20012.33		HEWI Paper Towel Basket, Perforated Metal White - Ruby Red	1	PCS
477.05.20012.55		HEWI Paper Towel Basket, Perforated Metal White - Aqua Blue	1	PCS
477.05.20012.92		HEWI Paper Towel Basket, Perforated Metal White - Anthracite Grey	1	PCS
477.05.20012.95		HEWI Paper Towel Basket, Perforated Metal White - Stone Grey	1	PCS
477.05.20012.98		HEWI Paper Towel Basket, Perforated Metal White - Signal White	1	PCS
477.06.10005.33		HEWI Soap Dispenser, Opaque White - Ruby Red	1	PCS
477.06.10005.55		HEWI Soap Dispenser, Opaque White - Aqua Blue	1	PCS
477.06.10005.92		HEWI Soap Dispenser, Opaque White - Anthracite Grey	1	PCS











Stock Code	Image	Stock Description	Price Per	Unit
477.05.100.95		HEWI Waste Bin - Stone Grey	1	PCS
477.05.100.98		HEWI Waste Bin - Signal White	1	PCS
477.05.20012.33		HEWI Paper Towel Basket, Perforated Metal White - Ruby Red	1	PCS
477.05.20012.55		HEWI Paper Towel Basket, Perforated Metal White - Aqua Blue	1	PCS
477.05.20012.92		HEWI Paper Towel Basket, Perforated Metal White - Anthracite Grey	1	PCS
477.05.20012.95		HEWI Paper Towel Basket, Perforated Metal White - Stone Grey	1	PCS
477.05.20012.98		HEWI Paper Towel Basket, Perforated Metal White - Signal White	1	PCS
477.06.10005.33		HEWI Soap Dispenser, Opaque White - Ruby Red	1	PCS
477.06.10005.55		HEWI Soap Dispenser, Opaque White - Aqua Blue	1	PCS
477.06.10005.92		HEWI Soap Dispenser, Opaque White - Anthracite Grey	1	PCS











Stock Code	Image	Stock Description	Price Per	Unit
477.06.750.95		HEWI Hygiene Bag Dispenser - Stone Grey	1	PCS
477.06.750.98		HEWI Hygiene Bag Dispenser - Signal White	1	PCS
477.09.300.33		HEWI Towel Ring, Dia=28mm, Swivelling - Ruby Red	1	PCS
477.09.300.55		HEWI Towel Ring, Dia=28mm, Swivelling - Aqua Blue	1	PCS
477.09.300.92		HEWI Towel Ring, Dia=28mm, Swivelling - Anthracite Grey	1	PCS
477.09.300.95		HEWI Towel Ring, Dia=28mm, Swivelling - Stone Grey	1	PCS
477.09.300.98		HEWI Towel Ring, Dia=28mm, Swivelling - Signal White	1	PCS
477.20.100.33		HEWI Toilet Brush Unit - Ruby Red	1	PCS
477.20.100.55		HEWI Toilet Brush Unit - Aqua Blue	1	PCS
477.20.100.92		HEWI Toilet Brush Unit - Anthracite Grey	1	PCS

Stock Code	Image	Stock Description	Price Per	Unit
477.20.100.95		HEWI Toilet Brush Unit - Stone Grey	1	PCS
477.20.100.98		HEWI Toilet Brush Unit - Signal White	1	PCS
477.20.200.33		HEWI Toilet Brush Unit, Free Standing Model - Ruby Red	1	PCS
477.20.200.55		HEWI Toilet Brush Unit, Free Standing Model - Aqua Blue	1	PCS
477.20.200.92		HEWI Toilet Brush Unit, Free Standing Model - Anthracite Grey	1	PCS
477.20.200.95		HEWI Toilet Brush Unit, Free Standing Model - Stone Grey	1	PCS
477.20.200.98		HEWI Toilet Brush Unit, Free Standing Model - Signal White	1	PCS
477.21.100.33		HEWI Toilet Roll Holder - Ruby Red	1	PCS
477.21.100.55		HEWI Toilet Roll Holder - Aqua Blue	1	PCS
477.21.100.92		HEWI Toilet Roll Holder - Anthracite Grey	1	PCS

Stock Code	Image	Stock Description	Price Per	Unit
477.21.100.95		HEWI Toilet Roll Holder - Stone Grey	1	PCS
477.21.100.98		HEWI Toilet Roll Holder - Signal White	1	PCS
477.21.200.33		HEWI Spare Roll Holder with Rose Fixing - Ruby Red	1	PCS
477.21.200.55		HEWI Spare Roll Holder with Rose Fixing - Aqua Blue	1	PCS
477.21.200.92		HEWI Spare Roll Holder with Rose Fixing - Anthracite Grey	1	PCS
477.21.200.95		HEWI Spare Roll Holder with Rose Fixing - Stone Grey	1	PCS
477.21.200.98		HEWI Spare Roll Holder with Rose Fixing - Signal White	1	PCS
477.30.100.33		HEWI Towel Rail, A=570mm, Rose Fixing - Ruby Red	1	PCS
477.30.100.55		HEWI Towel Rail, A=570mm, Rose Fixing - Aqua Blue	1	PCS
477.30.100.92		HEWI Towel Rail, A=570mm, Rose Fixing - Anthracite Grey	1	PCS











Stock Code	Image	Stock Description	Price Per	Unit
477.30.100.95		HEWI Towel Rail, A=570mm, Rose Fixing - Stone Grey	1	PCS
477.30.100.98		HEWI Towel Rail, A=570mm, Rose Fixing - Signal White	1	PCS
477.30.200.33		HEWI Towel Holder, A=457mm with Rose Fixing - Ruby Red	1	PCS
477.30.200.55		HEWI Towel Holder, A=457mm with Rose Fixing - Aqua Blue	1	PCS
477.30.200.92		HEWI Towel Holder, A=0457mm with Rose Fixing - Anthracite Grey	1	PCS
477.30.200.95		HEWI Towel Holder, A=457mm with Rose Fixing - Stone Grey	1	PCS
477.30.200.98		HEWI Towel Holder, A=457mm with Rose Fixing - Signal White	1	PCS
477.30.300.33		HEWI Towel Rail, A=600mm, Dia=33mm with Rose Fixing - Ruby Red	1	PCS
477.30.300.55		HEWI Towel Rail, A=600mm, Dia=33mm with Rose Fixing - Aqua Blue	1	PCS
477.30.300.92		HEWI Towel Rail, A=600mm, Dia=33mm with Rose Fixing - Anthracite Grey	1	PCS











Stock Code	Image	Stock Description	Price Per	Unit
477.30.300.95		HEWI Towel Rail, A=600mm, Dia=33mm with Rose Fixing - Stone Grey	1	PCS
477.30.300.98		HEWI Towel Rail, A=600mm, Dia=33M with Rose Fixing - Signal White	1	PCS
477.30.310.33		HEWI Towel Rail, A=800M, Dia=33mm with Rose Fixing - Ruby Red	1	PCS
477.30.310.55		HEWI Towel Rail, A=800mm, Dia=33mm with Rose Fixing - Aqua Blue	1	PCS
477.30.310.92		HEWI Towel Rail, A=800M, Dia=33mm with Rose Fixing - Anthracite Grey	1	PCS
477.30.310.95		HEWI Towel Rail, A=800mm, Dia=33mm with Rose Fixing - Stone Grey	1	PCS
477.30.310.98		HEWI Towel Rail, A=800mm, Dia=33mm with Rose Fixing - Signal White	1	PCS
477.30.320.33		HEWI Towel Rail, A=1000mm, Dia=33mm with Rose Fixing - Ruby Red	1	PCS
477.30.320.55		HEWI Towel Rail, A=1000mm, Dia=33mm with Rose Fixing - Aqua Blue	1	PCS
477.30.320.92		HEWI Towel Rail, A=1000mm, Dia=33mm with Rose Fixing - Anthracite Grey	1	PCS











Stock Code	Image	Stock Description	Price Per	Unit
477.30.320.95		HEWI Towel Rail, A=1000mm, Dia=33mm with Rose Fixing - Stone Grey	1	PCS
477.30.320.98		HEWI Towel Rail, A=1000mm, Dia=33mm with Rose Fixing - Signal White	1	PCS
477.30.330.33		HEWI Towel Rail, A=1100mm, Dia=33mm with Rose Fixing - Ruby Red	1	PCS
477.30.330.55		HEWI Towel Rail, A=1100mm, Dia=33mm with Rose Fixing - Aqua Blue	1	PCS
477.30.330.92		HEWI Towel Rail, A=1100mm, Dia=33mm with Rose Fixing - Anthracite Grey	1	PCS
477.30.330.95		HEWI Towel Rail, A=1100mm, Dia=33mm with Rose Fixing - Stone Grey	1	PCS
477.30.330.98		HEWI Towel Rail, A=1100mm, Dia=33mm with Rose Fixing - Signal White	1	PCS
477.32.100.33		HEWI Corner Shelf - Ruby Red	1	PCS
477.32.100.55		HEWI Corner Shelf - Aqua Blue	1	PCS
477.32.100.92		HEWI Corner Shelf - Anthracite Grey	1	PCS











Stock Code	Image	Stock Description	Price Per	Unit
477.32.100.95		HEWI Corner Shelf - Stone Grey	1	PCS
477.32.100.98		HEWI Corner Shelf - Signal White	1	PCS
477.90.010.33		HEWI Single Hook, Dia=50mm - Ruby Red	1	PCS
477.90.010.55		HEWI Single Hook, Dai=50mm - Aqua Blue	1	PCS
477.90.010.92		HEWI Single Hook, Dia=50mm - Anthracite Grey	1	PCS
477.90.010.95		HEWI Single Hook, Dia=50mm - Stone Grey	1	PCS
477.90.010.98		HEWI Single Hook, Dia=50mm - Signal White [MTO]	1	PCS
477.90.025.33		HEWI Double Hook, Dia=50mm with Rose Fixing - Ruby Red	1	PCS
477.90.025.55		HEWI Double Hook, Dia=50mm with Rose Fixing - Aqua Blue	1	PCS
477.90.025.92		HEWI Double Hook, Dia=50mm with Rose Fixing - Anthracite Grey	1	PCS











Stock Code	Image	Stock Description	Price Per	Unit
477.90.025.95		HEWI Double Hook, Dia=50mm with Rose Fixing - Stone Grey	1	PCS
477.90.025.98		HEWI Double Hook, Dia=50mm with Rose Fixing - Signal White	1	PCS
477.90.035.33		HEWI Wall Hook, Dia=70mm with Buffer Door Stop - Ruby Red	1	PCS
477.90.035.55		HEWI Wall Hook, Dia=70mm with Buffer Door Stop - Aqua Blue	1	PCS
477.90.035.92		HEWI Wall Hook, Dia=70mm with Buffer Door Stop - Anthracite Grey	1	PCS
477.90.035.95		HEWI Wall Hook, Dia=70mm with Buffer Door Stop - Stone Grey	1	PCS
477.90.035.98		HEWI Wall Hook, Dia=70mm with Buffer Door Stop - Signal White	1	PCS
800.00.10090.99		HEWI Holder for Tumbler Soap Dispenser - White	1	PCS
800.02.010.33		HEWI Dementia Oval Soap Dish - Wall Mtd - Ruby Red	1	PCS
800.02.10090.99		HEWI Holder Oval for Soap Dish - White	1	PCS











Stock Code	Image	Stock Description	Price Per	Unit
800.03.20091.33		HEWI Dementia Utility Dish 250mm x 106mm with Holder Signal White, Shelf Ruby Red	1	PCS
800.03.30091.33		HEWI Dementia Shower Basket with Holder - Ruby Red & Signal White	1	PCS
800.04.010.33		HEWI Dementia Tumbler with Flat Bottom - Ruby Red	1	PCS
800.06.010.33		HEWI Dementia Soap Pump Dispenser - Ruby Red	1	PCS
800.06.10099.33		HEWI Dementia Soap Dispenser with Ruby Red Button	1	PCS
800.20.20091.33		HEWI Dementia Toilet Brush Unit, Wall Mtd White Holder with Ruby Red Container	1	PCS
800.90.03099.33		HEWI Dementia Robe Hook Single 50mm with White Rosette & Ruby Red Hook	1	PCS
800.90.04099.33		HEWI Dementia Robe Hook Double 50mm with White Rosette & Ruby Red Hook	1	PCS
801.21.401.33		HEWI Spare Roll Holder, 1 Roll with L-Bend, BM210.1 - Ruby Red	1	PCS
801.21.401.55		HEWI Spare Roll Holder, 1 Roll with L-Bend, BM210.1 - Aqua Blue	1	PCS











Stock Code	Image	Stock Description	Price Per	Unit
801.21.401.92		HEWI Spare Roll Holder, 1 Roll with L-Bend, BM210.1 - Anthracite Grey	1	PCS
801.21.401.95		HEWI Spare Roll Holder, 1 Roll with L-Bend, BM210.1 - Stone Grey	1	PCS
801.21.401.98		HEWI Spare Roll Holder, 1 Roll with L-Bend, BM210.1 - Signal White	1	PCS
801.21.402.33		HEWI Spare Roll Holder, 2 Rolls with L-Bend, BM210.1 - Ruby Red	1	PCS
801.21.402.55		HEWI Spare Roll Holder, 2 Rolls with L-Bend, BM210.1 - Aqua Blue	1	PCS
801.21.402.92		HEWI Spare Roll Holder, 2 Rolls with L-Bend, BM210.1 - Anthracite Grey	1	PCS
801.21.402.95		HEWI Spare Roll Holder, 2 Rolls with L-Bend, BM210.1 - Stone Grey	1	PCS
801.21.402.98		HEWI Spare Roll Holder, 2 Rolls with L-Bend, BM210.1 - Signal White	1	PCS
801.21.403.33		HEWI Spare Roll Holder, 3 Rolls with L-Bend, BM210.1 - Ruby Red	1	PCS
801.21.403.55		HEWI Spare Roll Holder, 3 Rolls with L-Bend, BM210.1 - Aqua Blue	1	PCS











Stock Code	Image	Stock Description	Price Per	Unit
801.21.403.92		HEWI Spare Roll Holder, 3 Rolls with L-Bend, BM210.1 - Anthracite Grey	1	PCS
801.21.403.95		HEWI Spare Roll Holder, 3 Rolls with L-Bend, BM210.1 - Stone Grey	1	PCS
801.21.403.98		HEWI Spare Roll Holder, 3 Rolls with L-Bend, BM210.1 - Signal White	1	PCS
801.33.110.33		HEWI Shower Head Rail with Nozzle Holder, A=900, BM211.2 - Ruby Red	1	PCS
801.33.110.55		HEWI Shower Head Rail with Nozzle Holder, A=900, BM211.2 - Aqua Blue	1	PCS
801.33.110.92		HEWI Shower Head Rail with Nozzle Holder, A=900, BM211.2 - Anthracite Grey	1	PCS
801.33.110.95		HEWI Shower Head Rail with Nozzle Holder, A=900, BM211.2 - Stone Grey	1	PCS
801.33.110.98		HEWI Shower Head Rail with Nozzle Holder, A=900, BM211.2 - Signal White	1	PCS
801.35.410.33		HEWI Shower/Tube Rail, A1=1100, W1=962, Nozzle H, BM211.4 - Ruby Red	1	PCS
801.35.410.55		HEWI Shower/Tube Rail, A1=1100, W1=962, Nozzle H, BM211.4 - Aqua Blue	1	PCS











Stock Code	Image	Stock Description	Price Per	Unit
801.35.410.92		HEWI Shower/Tube Rail, A1=1100, W1=962, Nozzle H, BM211.4 - Anthracite Grey	1	PCS
801.35.410.95		HEWI Shower/Tube Rail, A1=1100, W1=962, Nozzle H, BM211.4 - Stone Grey	1	PCS
801.35.410.98		HEWI Shower/Tube Rail, A1=1100, W1=962, Nozzle H, BM211.4 - Signal White	1	PCS
801.35.420.33		HEWI Shower/Tube Rail, A1=1100, W1=762, Nozzle H, BM211.4 - Ruby Red	1	PCS
801.35.420.55		HEWI Shower/Tube Rail, A1=1100, W1=762, Nozzle H, BM211.4 - Aqua Blue	1	PCS
801.35.420.92		HEWI Shower/Tube Rail, A1=1100, W1=762, Nozzle H, BM211.4 - Anthracite Grey	1	PCS
801.35.420.95		HEWI Shower/Tube Rail, A1=1100, W1=762, Nozzle H, BM211.4 - Stone Grey	1	PCS
801.35.420.98		HEWI Shower/Tube Rail A1=1100, W1=762, Nozzle H, BM211.4 - Signal White	1	PCS
801.35.430.33		HEWI Shower/Tube Rail, A1=1100, W1=1184, Nozzle H, BM211.4 - Ruby Red	1	PCS
801.35.430.55		Hew Shower/Tube Rail, A1=1100, W1=1184, Nozzle H, BM211.4 - Aqua Blue	1	PCS



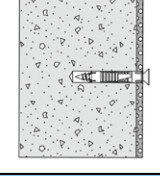







Stock Code	Image	Stock Description	Price Per	Unit
801.35.430.92		HEWI Shower/Tube Rail, A1=1100, W1=1184, Nozzle H, BM211.4 - Anthracite Grey	1	PCS
801.35.430.95		HEWI Shower/Tube Rail, A1=1100, W1=1184, Nozzle H, BM211.4 - Stone Grey	1	PCS
801.35.430.98		HEWI Shower/Tube Rail, A1=1100, W1=1184, Nozzle H, BM211.4 - Signal White	1	PCS
801.36.100.33		HEWI Grab Bar, A =300mm, BM211.2 - Ruby Red	1	PCS
801.36.100.55		HEWI Grab Bar, A =300mm, BM211.2 - Aqua Blue	1	PCS
801.36.100.92		HEWI Grab Bar, A =300mm, BM211.2 - Anthracite Grey	1	PCS
801.36.100.95		HEWI Grab Bar, A =300mm, BM211.2 - Stone Grey	1	PCS
801.36.100.98		HEWI Grab Bar, A =300mm, BM211.2 - Signal White	1	PCS
801.36.110.33		HEWI Grab Bar, A=400mm, BM211.2 - Ruby Red	1	PCS
801.36.110.55		HEWI Grab Bar, A=400mm, BM211.2 - Aqua Blue	1	PCS


Stock Code	Image	Stock Description	Price Per	Unit
801.36.110.92		HEWI Grab Bar, A=400mm, BM211.2 - Anthracite Grey	1	PCS
801.36.110.95		HEWI Grab Bar, A=400mm, BM211.2 - Stone Grey	1	PCS
801.36.110.98		HEWI Grab Bar, A=400mm, BM211.2 - Signal White	1	PCS
801.36.120.33		HEWI Grab Bar, A=500mm, BM211.2 - Ruby Red	1	PCS
801.36.120.55		HEWI Grab Bar, A=500mm, BM211.2 - Aqua Blue	1	PCS
801.36.120.92		HEWI Grab Bar, A=500mm, BM211.2 - Anthracite Grey	1	PCS
801.36.120.95		HEWI Grab Bar, A=500mm, BM211.2 - Stone Grey	1	PCS
801.36.120.98		HEWI Grab Bar, A=500mm, BM211.2 - Signal White	1	PCS
801.36.130.33		HEWI Grab Bar, A=600mm, BM211.2 - Ruby Red	1	PCS
801.36.130.55		HEWI Grab Bar, A=600mm, BM211.2 - Aqua Blue	1	PCS











Stock Code	Image	Stock Description	Price Per	Unit
801.36.130.92		HEWI Grab Bar, A=600mm, BM211.2 - Anthracite Grey	1	PCS
801.36.130.95		HEWI Grab Bar, A=600mm, BM211.2 - Stone Grey	1	PCS
801.36.130.98		HEWI Grab Bar, A=600mm, BM211.2 - Signal White	1	PCS
801.36.160.33		HEWI Grab Bar, A=800mm, BM211.2 - Ruby Red	1	PCS
801.36.160.55		HEWI Grab Bar, A=800mm, BM211.2 - Aqua Blue	1	PCS
801.36.160.92		HEWI Grab Bar, A=800mm, BM211.2 - Anthracite Grey	1	PCS
801.36.160.95		HEWI Grab Bar, A=800mm, BM211.2 - Stone Grey	1	PCS
801.36.160.98		HEWI Grab Bar, A=800mm, BM211.2 - Signal White	1	PCS
801.50.220.92		HEWI 850mm Rotatable Hinged Support Rail - Anthracite Grey	1	PCS
801.91.010.33		HEWI Symbol, Male - Ruby Red	1	PCS










Stock Code	Image	Stock Description	Price Per	Unit
801.91.010.55		HEWI Symbol, Male - Aqua Blue	1	PCS
801.91.010.92		HEWI Symbol, Male - Anthracite Grey	1	PCS
801.91.010.95		HEWI Symbol, Male - Stone Grey	1	PCS
801.91.010.98		HEWI Symbol, Male - Signal White	1	PCS
801.91.020.33		HEWI Symbol, Female - Ruby Red	1	PCS
801.91.020.55		HEWI Symbol, Female - Aqua Blue	1	PCS
801.91.020.92		HEWI Symbol, Female - Anthracite Grey	1	PCS
801.91.020.95		HEWI Symbol, Female - Stone Grey	1	PCS
801.91.020.98		HEWI Symbol, Female - Signal White	1	PCS
801.91.030.33		HEWI Symbol, Barrier Free - Ruby Red	1	PCS


Stock Code	Image	Stock Description	Price Per	Unit
801.91.030.55		HEWI Symbol, Barrier Free - Aqua Blue	1	PCS
801.91.030.92		HEWI Symbol, Barrier Free - Anthracite Grey	1	PCS
801.91.030.95		HEWI Symbol, Barrier Free - Stone Grey	1	PCS
801.91.030.98		HEWI Symbol, Barrier Free - Signal White	1	PCS
950.11.106		HEWI Dementia Wall Hung Wash Basin 600mm x 550mm 1 TH White with Ruby Red Handles	1	PCS
950.22.14099.33		HEWI Dementia L-Shaped Support Grab Rail 1000mm x 500mm - White with Ruby Red Grab Rail	1	PCS
950.33.12099.33		HEWI Dementia Shower Grab Rail with Shower Head Holder 1100mm White with Ruby Red Rail [MTO]	1	PCS
950.35.44099.33		HEWI Dementia Inv T Shower Grab Rail with Shower Head Holder 1250 x 962 White with Ruby Red Rail	1	PCS
950.36.14099.33		HEWI Dementia Straight Support Grab Rail 900mm - Ruby Red	1	PCS
950.50.13199.33		HEWI Dementia Mobile Folding Hinged Support Rail White with Ruby Red Grab Rail	1	PCS

Stock Code	Image	Stock Description	Price Per	Unit
950.51.10090		HEWI Removable Hanging Seat & Backrest 450mm Wide x 561mm Deep x 449mm High - White	1	PCS
950.51.10190		HEWI Removable Hanging Seat & B/Rest 450mm Wide x 561mm x 499mm - Anthracite Grey	1	PCS
BM10.2		HEWI Fixing Kit for Concrete Walls - Suit 801 Support Rails	1	PCS
GalvinAssist® & Ifo Ceramic Pans & Fixtures				
94690		Ifo Fresh Sticks, Suits Spira/Sign Toilets (5 Pcs) - Blue [MTO]	1	PCS
99418		Ifo Double Flap Junior Toilet Seat for Sign 6820 with Hinges - White	1	PCS
99492		Ifo Double Flap Toilet Seat for Spira 6261, Quick Release - White	1	PCS
99493		Ifo Double Flap Toilet Seat for Spira 6261, Soft-Close, Quick Release - White	1	PCS
99495		Ifo Spira Double Flap Toilet Seat, Quick Release - Grey	1	PCS
99496		Ifo Double Flap Toilet Seat for Spira 6261, Quick Release - Red	1	PCS
99497		Ifo Double Flap Toilet Seat for Spira 6261, Soft-Close, Quick Release - Black	1	PCS







Stock Code	Image	Stock Description	Price Per	Unit
99498		Ifo Spira Double Flap Toilet Seat, Soft-Close, Quick Release - Grey	1	PCS
99565		Ifo Double Flap Toilet Seat for Sign 6872 with Hinges - White	1	PCS
626100009		Ifo Spira 6261 Toilet 4.5L / 3L Dual Flush, Rimfree, Raised, S-Trap - White	1	PCS
682001809		Ifo Sign 6820 Junior Toilet 4.5L / 3L Dual Flush with Soft-Close Seat, S-Trap - White	1	PCS
687200009		Ifo Sign 6872 Toilet 4.5L / 3L Dual Flush, Raised, P-Trap Outlet - White	1	PCS
105.10.00.03		GalvinAssist® Close Coupled, Clean Flush Toilet Suite S-Trap & Blue Seat (NSW)	1	KIT
105.10.10.01		GalvinAssist® Clean Flush Accessible Toilet Suite with Blue Seat	1	KIT
105.10.10.03		GalvinAssist® Clean Flush Accessible Toilet Suite with White Seat	1	PCS
105.10.20.00		GalvinAssist® Clean Flush Ambulant Toilet Suite with Soft Close White Seat	1	KIT
105.11.10.01		GalvinAssist® Wall Faced, Clean Flush, Easy Care, Accessible Toilet Pan with Blue Seat	1	PCS











Stock Code	Image	Stock Description	Price Per	Unit
105.11.20.00		GalvinAssist® Clean Flush Ambulant Toilet Pan with Soft Close White Seat	1	PCS
105.30.70.00		GalvinAssist® 720mm Access Wall Basin 0TH RH Bowl with Overflow White [MTO]	1	PCS
105.30.70.01		GalvinAssist® 720mm Access Wall Basin 0TH RH Bowl No Overflow White	1	PCS
105.30.70.02		GalvinAssist® 720mm Access Wall Basin 1TH RH Bowl with Overflow White [MTO]	1	PCS
105.30.70.03		GalvinAssist® 720mm Access Wall Basin 1TH RH Bowl No Overflow White	1	PCS
105.30.70.06		GalvinAssist® 720mm Access Wall Basin 3TH RH Bowl with Overflow White [MTO]	1	PCS
105.30.70.07		GalvinAssist® 720mm Access Wall Basin 3TH RH Bowl No Overflow White [MTO]	1	PCS
105.30.71.00		GalvinAssist® 720mm Access Wall Basin 0TH LH Bowl with Overflow White [MTO]	1	PCS
105.30.71.01		GalvinAssist® 720mm Access Wall Basin 0TH LH Bowl No Overflow White	1	PCS
105.30.71.02		GalvinAssist® 720mm Access Wall Basin 1TH LH Bowl with Overflow White [MTO]	1	PCS





Stock Code	Image	Stock Description	Price Per	Unit
105.30.71.03		GalvinAssist® 720mm Access Wall Basin 1TH LH Bowl No Overflow White	1	PCS
105.30.71.06		GalvinAssist® 720mm Access Wall Basin 3TH LH Bowl with Overflow White [MTO]	1	PCS
105.30.71.07		GalvinAssist® 720mm Access Wall Basin 3TH LH Bowl No Overflow White [MTO]	1	PCS
105.32.10.01		GalvinAssist® 500mm Wall Mount Basin, 1TH with Overflow	1	PCS
105.32.10.03		GalvinAssist® 500mm Wall Mount Basin, 3TH with Overflow [MTO]	1	PCS
105.32.12.01		GalvinAssist® Plati Square, Wall or Above Counter Mount Basin, 1TH with Overflow [MTO]	1	PCS
105.32.13.01		GalvinAssist® Ultra-Compact, Wall Mount Basin, 1TH with Overflow [MTO]	1	PCS
105.33.10.01		GalvinAssist® 600mm Wall Mount Basin, Left Hand Bowl, 1TH with Overflow	1	PCS
105.33.10.03		GalvinAssist® 600mm Wall Mount Basin, Right Hand Bowl, 3TH with Overflow [MTO]	1	PCS
105.33.11.01		GalvinAssist® 600mm Wall Mount Basin, Right Hand Bowl, 1TH with Overflow	1	PCS

Stock Code	Image	Stock Description	Price Per	Unit
105.33.11.03		GalvinAssist® 600mm Wall Mount Basin, Left Hand Bowl, 3TH with Overflow [MTO]	1	PCS
105.35.20.00		GalvinAssist® Shroud Only to Suit 500mm Wall Mount Basin	1	PCS
105.35.30.00		GalvinAssist® Shroud Only to Suit Accessible, 600mm Wall Mount Basin [MTO]	1	PCS
105.36.01.01		GalvinAssist® Semi Recessed Basin, 500mm 1TH with Overflow [MTO]	1	PCS
105.36.01.03		GalvinAssist® Semi Recessed Basin, 500mm 3TH with Overflow [MTO]	1	PCS
105.80.00.01		GalvinAssist® SS 800mm Sink, Single Left Hand Bowl, Right Hand Drain, 1TH [MTO]	1	PCS
105.80.10.01		GalvinAssist® SS 800mm Sink, Single Right Hand Bowl, Left Hand Drain, 1TH [MTO]	1	PCS
105.81.00.01		GalvinAssist® SS 980mm Sink, 1.5 Right Hand Bowl, Left Hand Drain, 1TH [MTO]	1	PCS
105.81.10.01		GalvinAssist® SS 980mm Sink, 1.5 Left Hand Bowl, Right Hand Drain, 1TH [MTO]	1	PCS
105.82.00.01		GalvinAssist® SS 1500mm Sink, Double Centre Bowls, 1TH [MTO]	1	PCS

Stock Code	Image	Stock Description	Price Per	Unit
105.90.12.01		GalvinAssist® CP-BS Universal Pop-Up Basin Plug & Waste 40mm	1	PCS
105.90.13.01		GalvinAssist® CP-BS Mushroom Pop-Up Basin Plug & Waste 40mm	1	PCS
105.90.34.10		GalvinAssist® SS316 Vandal Resistant Open Basin Plug & Waste 40mm	1	PCS
105.93.00.00		GalvinAssist® Chrome, Round Bottle Trap, Wall Exit, Suits 32mm & 40mm Waste Holes	1	PCS
105.95.00.00		GalvinAssist® Chrome, Dual Flush Plate, Pneumatic Push, to Suit Inwall Cistern	1	PCS
105.97.00.00		GalvinAssist® Acrylic, 1525mm Inset Bath with Stippled Slip-Resistant, Overflow & P&W	1	PCS
106.30.20.03		GalvinAssist® 500mm Wall Basin Type C without Overflow 1TH	1	PCS
106.30.20.08		GalvinAssist® Wall Basin Type C & B Shroud Only	1	PCS
106.30.30.01		GalvinAssist® 550mm Wall Basin Type B without Overflow 0TH	1	PCS
106.30.30.03		GalvinAssist® 550mm Wall Basin Type B without Overflow 1TH	1	PCS

Stock Code	Image	Stock Description	Price Per	Unit
106.30.60.01		GalvinAssist® 650mm Wall Basin Type A without Overflow 0TH	1	PCS
106.31.10.01		GalvinAssist® 550mm Semi Recessed Basin without Overflow 0TH	1	PCS
106.31.10.03		GalvinAssist® 550mm Semi Recessed Basin without Overflow 1TH - MTO	1	PCS
107.30.20.01		GalvinAssist® Contour 21 Wall Basin 500mm No Overflow 0TH - Standard Waste	1	KIT
107.30.21.01		GalvinAssist® Contour 21 Wall Basin 500mm No Overflow 0TH - Rear Waste	1	KIT
107.30.40.01		GalvinAssist® Contour 21 Wall Basin 600mm No Overflow 0TH - Standard Waste	1	KIT
107.30.41.01		GalvinAssist® Contour 21 Wall Basin 600mm No Overflow 0TH - Rear Waste	1	KIT
107.30.50.05		GalvinAssist® Salonex Hair Salon Wall Basin 640mm 2TH with Gas Bracket	1	KIT
107.99.01.90		GalvinAssist® Contour 21 Basin Fixing Kit	1	PCS
107.99.11.90		Salonex Adjustable Gas Cell Basin Bracket - Vertical	1	PCS











Stock Code	Image	Stock Description	Price Per	Unit
108.00.00.00		Ifo Spira 6261 Toilet with Pressalit White Single Flap Seat	1	KIT
108.00.00.30		Ifo Spira 6261 Toilet with Pressalit Grey Single Flap Seat	1	KIT
108.00.00.40		Ifo Spira 6261 Toilet with Pressalit Bermuda Blue Single Flap Seat	1	KIT
108.00.01.00		Ifo Spira 6261 Toilet with Pressalit White Double Flap Seat	1	KIT
108.00.01.10		Ifo Spira 6261 Toilet with Pressalit Black Double Flap Seat	1	KIT
108.00.01.30		Ifo Spira 6261 Toilet with Pressalit Grey Double Flap Seat	1	KIT
108.00.01.40		Ifo Spira 6261 Toilet with Pressalit Bermuda Blue Double Flap Seat	1	KIT
108.00.01.50		Ifo Spira 6261 Toilet with Pressalit Dark Blue Double Flap Seat	1	KIT
108.00.01.60		Ifo Spira 6261 Toilet with Pressalit Matte Black Double Flap Seat	1	KIT
108.00.02.00		Ifo Spira 6261 Toilet with Ifo White Double Flap Soft Close Seat	1	KIT










Stock Code	Image	Stock Description	Price Per	Unit
108.00.02.10		Ifo Spira 6261 Toilet with Ifo Black Double Flap Soft Close Seat	1	KIT
108.00.02.30		Ifo Spira 6261 Toilet with Ifo Grey Double Flap Soft Close Seat	1	KIT
108.00.03.00		Ifo Spira 6261 Toilet with Ifo White Double Flap Seat	1	KIT
108.00.03.20		Ifo Spira 6261 Toilet with Ifo Red Double Flap Seat	1	KIT
108.00.03.30		Ifo Spira 6261 Toilet with Ifo Grey Double Flap Seat	1	KIT
108.00.11.30		Ifo Spira 6261 Toilet with Pressalit Grey Double Flap Seat & Ifo Support Arms	1	KIT
108.00.12.00		Ifo Spira 6261 Toilet with Ifo White Double Flap Soft Close Seat & Support Arms	1	KIT
108.00.12.10		Ifo Spira 6261 Toilet with Ifo Black Double Flap Soft Close Seat & Support Arms	1	KIT
108.00.12.30		Ifo Spira 6261 Toilet with Ifo Grey Double Flap Soft Close Seat & Support Arms	1	KIT
108.00.13.00		Ifo Spira 6261 Toilet with Ifo White Double Flap Seat & Support Arms	1	KIT











Stock Code	Image	Stock Description	Price Per	Unit
108.00.13.20		Ifo Spira 6261 Toilet with Ifo Red Double Flap Seat & Support Arms	1	KIT
108.00.13.30		Ifo Spira 6261 Toilet with Ifo Grey Double Flap Seat & Support Arms	1	KIT
108.00.20.00		Ifo Spira 6261 Toilet with Pressalit White Single Flap Seat & Support Arms	1	KIT
108.00.20.30		Ifo Spira 6261 Toilet with Pressalit Grey Single Flap Seat & Support Arms	1	KIT
108.00.20.40		Ifo Spira 6261 Toilet with Pressalit Bermuda Blue Single Flap Seat & Support Arms	1	KIT
108.00.21.00		Ifo Spira 6261 Toilet with Pressalit White Double Flap Seat & Support Arms	1	KIT
108.00.21.10		Ifo Spira 6261 Toilet with Pressalit Black Double Flap Seat & Support Arms	1	KIT
108.00.21.30		Ifo Spira 6261 Toilet with Pressalit Grey Double Flap Seat & Support Arms	1	KIT
108.00.21.40		Ifo Spira 6261 Toilet with Pressalit Bermuda Blue Double Flap Seat & Support Arms	1	KIT
108.00.21.50		Ifo Spira 6261 Toilet with Pressalit Dark Blue Double Flap Seat & Support Arms	1	KIT











Stock Code	Image	Stock Description	Price Per	Unit
108.00.21.60		Ifo Spira 6261 Toilet with Pressalit Matte Black Double Flap Seat & Support Arms	1	KIT
108.00.30.00		Ifo Spira 6261 Toilet with Pressalit White Single Flap Seat, Support Arms & Nurse Call RH	1	KIT
108.00.30.30		Ifo Spira 6261 Toilet with Pressalit Grey Single Flap Seat, Support Arms & Nurse Call RH	1	KIT
108.00.30.40		Ifo Spira 6261 Toilet with Pressalit Bermuda Blue Single Flap Seat, Support Arms & Nurse Call RH	1	KIT
108.00.31.00		Ifo Spira 6261 Toilet with Pressalit White Double Flap Seat, Support Arms & Nurse Call RH	1	KIT
108.00.31.10		Ifo Spira 6261 Toilet with Pressalit Black Double Flap Seat, Support Arms & Nurse Call RH	1	KIT
108.00.31.30		Ifo Spira 6261 Toilet with Pressalit Grey Double Flap Seat, Support Arms & Nurse Call RH	1	KIT
108.00.31.40		Ifo Spira 6261 Toilet with Pressalit Bermuda Blue Double Flap Seat, Support Arms & Nurse Call RH	1	KIT
108.00.31.50		Ifo Spira 6261 Toilet with Pressalit Dark Blue Double Flap Seat, Support Arms & Nurse Call RH	1	KIT
108.00.31.60		Ifo Spira 6261 Toilet with Pressalit Matte Black Double Flap Seat, Support Arms & Nurse Call RH	1	KIT











Stock Code	Image	Stock Description	Price Per	Unit
108.00.40.00		Ifo Spira 6261 Toilet with Pressalit White Single Flap Seat, Support Arms & Nurse Call LH	1	KIT
108.00.40.30		Ifo Spira 6261 Toilet with Pressalit Grey Single Flap Seat, Support Arms & Nurse Call LH	1	KIT
108.00.40.40		Ifo Spira 6261 Toilet with Pressalit Bermuda Blue Single Flap Seat, Support Arms & Nurse Call LH	1	KIT
108.00.41.00		Ifo Spira 6261 Toilet with Pressalit White Double Flap Seat, Support Arms & Nurse Call LH	1	KIT
108.00.41.10		Ifo Spira 6261 Toilet with Pressalit Black Double Flap Seat, Support Arms & Nurse Call LH	1	KIT
108.00.41.30		Ifo Spira 6261 Toilet with Pressalit Grey Double Flap Seat, Support Arms & Nurse Call LH	1	KIT
108.00.41.40		Ifo Spira 6261 Toilet with Pressalit Bermuda Blue Double Flap Seat, Support Arms & Nurse Call LH	1	KIT
108.00.41.50		Ifo Spira 6261 Toilet with Pressalit Dark Blue Double Flap Seat, Support Arms & Nurse Call LH	1	KIT
108.00.41.60		Ifo Spira 6261 Toilet with Pressalit Matte Black Double Flap Seat, Support Arms & Nurse Call LH	1	KIT
108.01.00.01		Ifo Sign 6872 Toilet with Pressalit White Single Flap Seat	1	KIT

Stock Code	Image	Stock Description	Price Per	Unit
108.01.00.31		Ifo Sign 6872 Toilet with Pressalit Grey Single Flap Seat	1	KIT
108.01.00.41		Ifo Sign 6872 Toilet with Pressalit Bermuda Blue Single Flap Seat	1	KIT
108.01.00.51		Ifo Sign 6872 Toilet with Pressalit Dark Blue Single Flap Seat	1	KIT
108.01.01.01		Ifo Sign 6872 Toilet with Pressalit White Double Flap Seat	1	KIT
108.01.01.11		Ifo Sign 6872 Toilet with Pressalit Black Double Flap Seat	1	KIT
108.01.01.31		Ifo Sign 6872 Toilet with Pressalit Grey Double Flap Seat	1	KIT
108.01.01.41		Ifo Sign 6872 Toilet with Pressalit Bermuda Blue Double Flap Seat	1	KIT
108.01.01.51		Ifo Sign 6872 Toilet with Pressalit Dark Blue Double Flap Seat	1	KIT
108.01.02.01		Ifo Sign 6872 Toilet with Ifo White Double Flap Soft Close Seat	1	KIT
108.01.02.11		Ifo Sign 6872 Toilet with Ifo Black Double Flap Soft Close Seat	1	KIT











Stock Code	Image	Stock Description	Price Per	Unit
108.01.02.31		Ifo Sign 6872 Toilet with Ifo Grey Double Flap Soft Close Seat	1	KIT
108.01.03.01		Ifo Sign 6872 Toilet with Ifo White Double Flap Seat	1	KIT
108.01.03.21		Ifo Sign 6872 Toilet with Ifo Red Double Flap Seat	1	KIT
108.01.03.31		Ifo Sign 6872 Toilet with Ifo Grey Double Flap Seat	1	KIT
108.99.00.90		Support Arm Fixing Kit for Pressalit Seats	1	PCS
108.99.01.90		Wall Basin Fixing Kit (10 x 140)	1	PCS
108.99.02.90		Floor Mounting Bracket Kit for Ifo Spira Toilet	1	PCS
108.99.03.90		Floor Mounting Bracket Kit for Ifo Sign Toilet	1	PCS
109.795.00.1		Geberit Sigma Concealed Cistern 8cm, 4.5 / 3 litres [MTO]	1	PCS
111.698.00.1		Geberit Duofix Frame for Wall-hung Toilet, 114 cm with Sigma Concealed Cistern [MTO]	1	PCS











Stock Code	Image	Stock Description	Price Per	Unit
170.130.21.1		Diseno ABS Bottle Trap 40mm	1	PCS
243.801.00.1		Ifo Inlet Valve Arm & Seal	1	PCS
244.901.00.1		Ifo Spira Fill Valve, Typ 333, AG, 1/2"	1	PCS
244.902.00.1		Ifo Sign Fill Valve, Typ 333, 1/2" [MTO]	1	PCS
244.903.00.1		Ifo Spira Flush Valve, Typ 245, Adjustable	1	PCS
244.904.00.1		Ifo Sign Flush Valve, Typ 245, Adjustable [MTO]	1	PCS
244.905.00.1		Ifo Spira Fill and Flush Valve Set, Typ 245-333 [MTO]	1	PCS
244.906.00.1		Ifo Sign Fill and Flush Valve Set, Typ 245-333	1	PCS
245.447.00.1		Ifo Pan Screw and Caps Kit (8pcs)	1	PCS
245.453.00.1		Ifo Handle for Armrests with Fastening Material	1	PCS











Stock Code	Image	Stock Description	Price Per	Unit
500.300.01.7		Selnova Square Wall Basin 60cm with Overflow 1TH	1	PCS
500.300.01.7-KIT		Selnova Square Wall Basin 60cm with Overflow 1TH + Wall Fixing Kit	1	KIT
500.310.01.7		Selnova Square Wall Basin 50cm with Overflow 1TH	1	PCS
500.310.01.7-KIT		Selnova Square Wall Basin 50cm with Overflow 1TH + Wall Fixing Kit	1	KIT
500.318.01.5		Selnova Compact Wall Basin 45cm with Overflow 1TH (RH)	1	PCS
500.318.01.5-KIT		Selnova Compact Wall Basin 45cm with Overflow 1TH (RH) + Wall Fixing Kit	1	KIT
500.319.01.5		Selnova Compact Wall Basin 45cm with Overflow 1TH (LH)	1	PCS
500.319.01.5-KIT		Selnova Compact Wall Basin 45cm with Overflow 1TH (LH) + Wall Fixing Kit	1	KIT
500.329.01.7		Selnova Basin Shroud	1	PCS
500.329.01.7-KIT		Selnova Basin Shroud + Wall Fixing Kit	1	KIT






Stock Code	Image	Stock Description	Price Per	Unit
502.299.00.1		Ifo Support Arms with Single Toilet Roll Holder	1	PCS
502.299.00.1-KIT		Ifo Support Arms with Single Toilet Roll Holder + Fixing Kit for Pressalit Seats	1	KIT
502.341.00.1		Ifo Toilet Roll Holder for Armrests with Fastening Material	1	PCS
502.616.21.1		Ifo Spira Dual Flush Button Raised - Chrome	1	PCS
553000-BD1999		Pressalit Single Flap White Toilet Seat	1	PCS
553068-BD1999		Pressalit Single Flap Bermuda Blue Toilet Seat	1	PCS
553108-BD1999		Pressalit Single Flap Dark Blue Toilet Seat [MTO]	1	PCS
553112-BD1999		Pressalit Single Flap Grey Toilet Seat	1	PCS
554000-BD1999		Pressalit Double Flap White Toilet Seat	1	PCS
554001-BD1999		Pressalit Double Flap Black Toilet Seat	1	PCS

Stock Code	Image	Stock Description	Price Per	Unit
554068-BD1999		Pressalit Double Flap Bermuda Blue Toilet Seat	1	PCS
554108-BD1999		Pressalit Double Flap Dark Blue Toilet Seat	1	PCS
554112-BD1999		Pressalit Double Flap Grey Toilet Seat	1	PCS
554231-BD1999		Pressalit Double Flap Matt Black Toilet Seat [MTO]	1	PCS
816.418.00.1		Ifo Spira Outlet Valve Seal	1	PCS
A7111		End Bush for Pressalit Hinge BD1999	1	PCS
BD1999		Pressalit Hinge Replacement Kit	1	PCS
K91450000		Kolo Rekord Wall Basin 50cm without Overflow 1TH	1	PCS
K91450000-KIT		Kolo Rekord Wall Basin 50cm without Overflow 1TH + Wall Fixing Kit	1	KIT
K91451000		Kolo Rekord Wall Basin 50cm without Overflow 0TH	1	PCS

Stock Code	Image	Stock Description	Price Per	Unit
K91451000-KIT		Kolo Rekord Wall Basin 50cm without Overflow 0TH + Wall Fixing Kit	1	KIT
K91460000		Kolo Rekord Wall Basin 60cm Type B without Overflow 1TH	1	PCS
K91460000-KIT		Kolo Rekord Wall Basin 60cm Type B without Overflow 1TH + Wall Fixing Kit	1	KIT
K91461000		Kolo Rekord Wall Basin 60cm Type B without Overflow 0TH	1	PCS
K91461000-KIT		Kolo Rekord Wall Basin 60cm Type B without Overflow 0TH + Wall Fixing Kit	1	KIT
K97101000		Kolo Rekord Basin Shroud	1	PCS
K97101000-KIT		Kolo Rekord Basin Shroud + Wall Fixing Kit	1	KIT
M3105100P		Kolo Nova Pro Rectangular Wall Basin 50cm without Overflow 0TH	1	PCS
M3105100P-KIT		Kolo Nova Pro Rectangular Wall Basin 50cm without Overflow 0TH + Wall Fixing Kit	1	KIT
M31461000		Kolo Nova Pro Rectangular Wall Basin 60cm without Overflow 0TH	1	PCS

Stock Code	Image	Stock Description	Price Per	Unit
M31461000-KIT		Kolo Nova Pro Rectangular Wall Basin 60cm without Overflow 0TH + Wall Fixing Kit	1	KIT
R1192112		Pressalit Support Arms with Dual Toilet Roll Holders & No Nurse Call	1	PCS
R1192112-KIT		Pressalit Support Arms with Dual Toilet Roll Holders & No Nurse Call + Fixing Kit	1	KIT
R1193112		Pressalit Support Arms with Dual Toilet Roll Holders & RH Nurse Call	1	PCS
R1193112-KIT		Pressalit Support Arms with Dual Toilet Roll Holders & RH Nurse Call + Fixing Kit	1	KIT
R1194112		Pressalit Support Arms with Dual Toilet Roll Holders & LH Nurse Call	1	PCS
R1194112-KIT		Pressalit Support Arms with Dual Toilet Roll Holders & LH Nurse Call + Fixing Kit	1	KIT
Z90610		Ifo Sign Ceramic Shroud Cover	1	PCS
Z90613		Ifo Sign Junior Ceramic Shroud Cover	1	PCS
Z90710		Ifo Spira Ceramic Shroud Cover	1	PCS

Stock Code	Image	Stock Description	Price Per	Unit
Z91041		Ifo Sign Junior Hinge Replacement Kit	1	PCS
Z91960		Ifo Cistern Key with Hex & T25 Torx	1	PCS
Z96348		Ifo Toilet Roll Holder for Support Arms (Pre-2022 models only)	1	PCS
Z96765		Ifo Sign Outlet Valve Seal (2011-2022 Models Only)	1	PCS
Z96811		Ifo Soft-Close Replacement Hinge Kit	1	PCS
Z96815		Ifo Standard Replacement Hinge Kit	1	PCS
Z97202		Ifo Spira Inner Cistern Tank with Seal	1	PCS
Z97230		Ifo Spira Cistern Gasket Foam Seal	1	PCS
Z97251		Ifo Spira Dual Flush Button - Chrome	1	PCS
Z98303		Ifo Sign Dual Flush Button - Chrome	1	PCS

Stock Code	Image	Stock Description	Price Per	Unit
Z98308		Ifo Sign Dual Flush Button Raised - Chrome	1	PCS
Z98512		Ifo Spira Flush Water Distributer	1	PCS
Z98949		Ifo Cistern Fixing Screw & Clip (Pair)	1	PCS
Z98951		Ifo Sign Inner Cistern Tank with Seal	1	PCS
Z98960		Ifo Sign Junior Inner Cistern Tank with Seal	1	PCS











Custodial & Mental Health

Product Catalogue - May 2026

Tapware • Toilets • Showers • Grabrails • Fixtures • Water Management Systems • Accessories



Stock Code	Image	Stock Description	Price Per	Unit
		Custodial & Mental Health		
		GalvinCare® Tapware		
33642		SS Socket Head Cap Screw M4 x 30 (304)	1	PCS
40677		GalvinCare® CP-BS MH Ligature Resistant Wall Outlet 15 MI [MTO]	1	PCS
40707		GalvinCare® CP-BS MH Hand Shower, Ligature Resistant Wall Connection & Hose Assembly	1	KIT
40709		Repair Kit for GalvinCare® MH Ligature Resistant Shower Rose	1	PCS
42020		GalvinCare® CP-BS MH Ligature Resistant Safe-Connect Shower Head with Hand Shower	1	KIT
42030		[DIS] GalvinCare® CP-BS MH Ligature Resistant Shower Mixer	1	PCS
42200		GalvinCare® PC MH Ligature Resistant LH Grab Rail 300mm	1	PCS
42207		GalvinCare® PC MH Ligature Resistant RH Grab Rail 300mm	1	PCS
42235		GalvinCare® PC MH Ligature Resistant LH Grab Rail 700mm	1	PCS

Stock Code	Image	Stock Description	Price Per	Unit
42242		GalvinCare® PC MH Ligature Resistant RH Grab Rail 700mm	1	PCS
42249		GalvinCare® PC MH Ligature Resistant LH Grab Rail 900mm	1	PCS
42256		GalvinCare® PC MH Ligature Resistant RH Grab Rail 900mm	1	PCS
42271		GalvinCare® PC MH Ligature Resistant 90° LH Grab Rail 450x450mm	1	PCS
42277		GalvinCare® PC MH Ligature Resistant 90° RH Grab Rail 450x450mm	1	PCS
42284		GalvinCare® PC MH Ligature Resistant 30° LH Grab Rail 700x950mm	1	PCS
42287		GalvinCare® PC MH Ligature Resistant 30° RH Grab Rail 700x950mm	1	PCS
42290		GalvinCare® PC MH Ligature Resistant 90° LH Grab Rail 700x950mm	1	PCS
42294		GalvinCare® PC MH Ligature Resistant 90° RH Grab Rail 700x950mm	1	PCS
50140		[SUP] GalvinCare® CP-BS MH Ligature Resistant Diverter Assembly with Assisted Paddle Handle	1	PCS

Stock Code	Image	Stock Description	Price Per	Unit
50190		GalvinCare® BS Wall Top Assembly Adjustable Spindle Extension (20mm)	1	PCS
50197		GalvinCare® CP-BS MH Ligature Resistant Shower Mixer with Paddle Handle (Less Button)	1	PCS
52021		Flowmatic® Transformer 24V AC 0.9 Amp for Micro Control Box	1	PCS
52028		Flowmatic® Transformer Inline 24V AC 3.0 Amp for Control Module	1	PCS
52050		Flowmatic® Mains Flush Solenoid Kit 12V Dc 25mm	1	PCS
52063		Flowmatic® Mains Solenoid Kit 24V AC 15 - Pair	1	PCS
52406		GalvinCare® CP-BS MH Ligature Resistant Electronic Concealed Ezy-Grip Shower Mixer	1	PCS
52420		GalvinCare® Ligature Resistant Electronic Ducted Ezy-Grip Low Profile Shower Mixer with Soap Holder	1	PCS
52423		GalvinCare® Electronic Ducted Ezy-Grip Low Profile Shower Mixer with Soap Holder [MTO]	1	PCS
52434		GalvinCare® Ligature Resistant Electronic Concealed Single Temp Basin Face Plate 24V AC	1	PCS

Stock Code	Image	Stock Description	Price Per	Unit
52441		GalvinCare® Ligature Resistant Electronic Ducted Single Temp Basin Face Plate 24V AC	1	PCS
52445		GalvinCare® Ligature Resistant Electronic Ducted Ezy-Grip Low Profile Shower Mixer	1	PCS
52448		GalvinCare® Ligature Resistant Electronic Concealed Dual Temp Basin Face Plate 24V AC	1	PCS
52455		GalvinCare® Ligature Resistant Electronic Ducted Dual Temp Basin Face Plate 24V AC	1	PCS
52476		GalvinCare® Ligature Resistant Electronic Concealed Dual Flush Pan Face Plate 24V AC	1	PCS
52483		GalvinCare® Ligature Resistant Electronic Ducted Dual Flush Pan Face Plate 24V AC	1	PCS
85156		[SUP] GalvinCare® CP-BS 75° Angled Wall Fixed Outlet 140mm with Aerator	1	PCS
127837		GalvinCare® CP-BS Ligature Resistant Cistern Push Button Assembly	1	PCS
656515		Spare 45mm Key Seal for 601602 Cistern	1	PCS
656550		SS Vandal Resistant Inwall Oli Cistern Service Access Plate	1	PCS







Stock Code	Image	Stock Description	Price Per	Unit
100.50.75.01		CliniMix® Lead Safe™ Ligature Resistant Thermo Progressive Shower Mixer & GalvinCare® Handle W&C	1	PCS
100.50.75.02		CliniMix® Lead Safe™ Ligature Resistant Thermo Progressive Shower Mixer & GalvinCare® Handle H&C	1	PCS
100.50.76.02		CliniMix® Lead Safe™ Ligature Resistant Thermo Prog Shower Mixer & GalvinCare® Handle H&C - Elect	1	PCS
100.51.76.02		CliniMix® Lead Safe™ Ligature Resistant Electronic Duct Thermo Progressive Shower Mixer [MTO]	1	PCS
120.42.13.00		GalvinCare® CP-BS Lead Safe™ MH Ligature Resistant Diverter Assembly with Assisted Paddle Handle	1	PCS
120.52.11.04		GalvinCare® CP-BS Lead Safe™ MH Ligature Resistant Inwall Progressive Shower Mixer (Non TMV) W&C	1	PCS
120.60.10.00		GalvinCare® CP-BS Lead Safe™ MH Ligature Resistant Wall Connection	1	PCS
120.71.16.01		GalvinCare® CP-BS Lead Safe™ MH Ligature Resistant Paddle Wall Top Assembly C/D - Cold	1	PCS
120.71.16.02		GalvinCare® CP-BS Lead Safe™ MH Ligature Resistant Paddle Wall Top Assembly C/D - Hot	1	PCS
121.01.03.01		GalvinCare® CP-BS Lead Safe™ MH Ligature Resistant Ezy-Grip Wall Top Assembly C/D - Cold	1	PCS






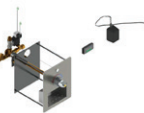


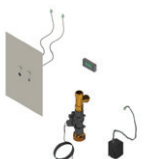
Stock Code	Image	Stock Description	Price Per	Unit
121.01.03.02		GalvinCare® CP-BS Lead Safe™ MH Ligature Resistant Ezy-Grip Wall Top Assembly C/D - Hot	1	PCS
121.02.03.01		GalvinCare® CP-BS Lead Safe™ MH Ligature Resistant Multi-Grip Wall Top Assembly C/D - Cold	1	PCS
121.02.03.02		GalvinCare® CP-BS Lead Safe™ MH Ligature Resistant Multi-Grip Wall Top Assembly C/D - Hot	1	PCS
121.03.03.01		GalvinCare® CP-BS Lead Safe™ MH Ligature Resistant Ezy-Grip Basin/Sink Tap C/D - Cold	1	PCS
121.03.03.02		GalvinCare® CP-BS Lead Safe™ MH Ligature Resistant Ezy-Grip Basin/Sink Tap C/D - Hot	1	PCS
121.04.03.01		GalvinCare® CP-BS Lead Safe™ MH Ligature Resistant Multi-Grip Basin/Sink Tap C/D - Cold	1	PCS
121.04.03.02		GalvinCare® CP-BS Lead Safe™ MH Ligature Resistant Multi-Grip Basin/Sink Tap C/D - Hot	1	PCS
121.05.25.00		GalvinCare® CP-BS Lead Safe™ Ligature Resistant Concealed Timeflow Push Button Valve - 15 Sec	1	PCS
121.10.11.00		GalvinCare® CP-BS Lead Safe™ MH Ligature Resistant Drinking Spout 15 MI x 75mm Long	1	PCS
121.11.11.00		GalvinCare® CP-BS Lead Safe™ MH Ligature Resistant Basin Outlet High Flow 15MI x 75mm Long	1	PCS

Stock Code	Image	Stock Description	Price Per	Unit
121.33.64.00		GalvinCare® CP-BS Lead Safe™ MH Ligature Resistant Wall Mtd Shower Rose	1	PCS
121.33.65.00		GalvinCare® CP-BS Lead Safe™ MH Ligature Resistant Shower Rose (300mm) [MTO]	1	PCS
121.35.64.00		GalvinCare® CP-BS Lead Safe™ MH Ligature Resistant Shower Rose with 100mm Bolting Plate [MTO]	1	PCS
121.36.64.00		GalvinCare® CP-BS Lead Safe™ MH Ligature Resistant Safe-Connect Shower Head	1	PCS
121.36.64.91		GalvinCare® CP-BS Lead Safe™ MH Ligature Resistant Safe-Connect Shower Head & Connector	1	KIT
121.36.64.92		GalvinCare® CP-BS Lead Safe™ MH Ligature Resistant Safe-Connect Shower Head & Hand Shower	1	KIT
121.41.11.00		GalvinCare® CP-BS Lead Safe™ MH Ligature Resistant Basin Outlet High Flow 15 MI x 300mm Long	1	PCS
121.41.40.00		GalvinCare® CP-BS Lead Safe™ MH Ligature Resistant Wall Outlet 15 FI	1	PCS
121.42.03.01		GalvinCare® CP-BS Lead Safe™ Ezy-Grip Wall Top Assembly C/D (300mm) - Cold	1	PCS
121.43.03.01		GalvinCare® CP-BS Lead Safe™ MH Ligature Resistant Multi-Grip Wall Top Assembly (300mm) - Cold [MTO]	1	PCS

Stock Code	Image	Stock Description	Price Per	Unit
121.43.03.02		GalvinCare® CP-BS Lead Safe™ MH Ligature Resistant Multi-Grip Wall Top Assembly (300mm) - Hot [MTO]	1	PCS
121.44.40.00		GalvinCare® CP-BS Lead Safe™ 75° Angled Wall Fixed Outlet 140mm with Forward Facing Aerator	1	PCS
121.47.40.00		GalvinCare® CP-BS Lead Safe™ MH Ligature Resistant Wall Outlet 15 Fl (110mm)	1	PCS
121.51.13.03		GalvinCare® CP-BS Lead Safe™ MH Ligature Resistant Ezy-Grip Shower Set C/D	1	KIT
121.52.13.03		GalvinCare® CP-BS Lead Safe™ MH Ligature Resistant Multi-Grip Shower Set C/D	1	KIT
121.61.15.00		GalvinCare® CP-BS Lead Safe™ Ligature Resistant Basin Set Concealed Timeflow Dome Outlet - 15 Sec	1	PCS
121.63.23.01		GalvinCare® CP-BS Lead Safe™ MH Ligature Resistant Ezy-Grip Basin Set & High Flow Spout - Cold [MTO]	1	PCS
121.63.23.03		GalvinCare® CP-BS Lead Safe™ MH Ligature Resistant Ezy-Grip Basin Set with High Flow Spout	1	PCS
121.70.00.12		GalvinCare® SS304 Ligature Resistant Ceiling Mtd Shower Body [MTO]	1	PCS
121.70.10.00		GalvinCare® CP-BS Lead Safe™ MH Ligature Resistant Ceiling Mtd Shower Rose with SS Plate [MTO]	1	PCS

Stock Code	Image	Stock Description	Price Per	Unit
121.70.62.11		GalvinCare® Brushed SS304 Ligature Resistant Ceiling Mtd Shower with Removable Plate [MTO]	1	PCS
121.91.16.00		GalvinCare® CP-BS Lead Safe™ MH Detachable Hose Connector for Safe-Connect Shower	1	PCS
121.92.16.34		GalvinCare® Lead Safe™ MH Detachable Hand Shower for Safe-Connect Shower Head	1	PCS
121.93.00.10		SS Face Plate for Wall Mtd Shower - 150 x 200 [MTO]	1	PCS
121.94.06.09		GalvinCare® BS Lead Safe™ Replacement Cartridge for Safe-Connect Shower Head - 2nd Gen	1	PCS
122.61.13.00		GalvinCare® Lead Safe™ Ligature Resistant Electronic Conceal Single Temp Basin Assembly & Controller [MTO]	1	PCS
50101C		[SUP] GalvinCare® CP-BS MH Ligature Resistant Ezy-Grip Basin/Sink Tap C/D - Cold	1	PCS
50107C		[SUP] GalvinCare® CP-BS MH Ligature Resistant Ezy-Grip Basin/Sink Tap C/D - Hot	1	PCS
50110C		GalvinCare® CP-BS Vandal Resistant Ezy-Grip Basin Set with Hob Basin Outlet	1	PCS
50113C		[SUP] GalvinCare® CP-BS MH Ligature Resistant Ezy-Grip Basin Set with High Flow Spout	1	PCS






Stock Code	Image	Stock Description	Price Per	Unit
50116C		[SUP] GalvinCare® CP-BS MH Ligature Resistant Multi-Grip Basin Set with High Flow Spout	1	PCS
50124C		GalvinCare® CP-BS MH Ligature Resistant Multi-Grip Half Basin Set with High Flow Spout - Cold	1	PCS
50125C		[SUP] GalvinCare® CP-BS Ezy-Grip Wall Top Assembly C/D (300mm) - Cold	1	PCS
50141C		[SUP] GalvinCare® CP-BS MH Ligature Resistant Ezy-Grip Wall Top Assembly C/D (300mm) - Hot	1	PCS
50200UK		GalvinCare® CP-BS Electronic Ducted MH Shower Mixer with Ligature Resistant Handle [MTO]	1	PCS
52056LF		Flowmatic® Lead Safe™ Mains Solenoid Kit 24VAC 15	1	PCS
717064LF		BS Lead Safe™ C.Tech Ceramic Headpart 5/8 BSP, 1/4 Turn, Less Locknut Anti-Clockwise Open (Cold)	1	PCS
717085LF		BS Lead Safe™ C.Tech Ceramic Headpart 5/8 BSP, 1/4 Turn, Less Locknut Clockwise Open (Hot)	1	PCS
CIPB-AT-OLI		Push Button Air Tube for CIST19-PNEU-2 (3 Metres)	1	PCS
CIST19-BUTTON		Pneumatic Push Button Only for CIST19-PNEU-2	1	PCS

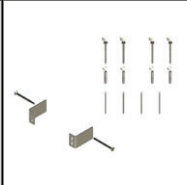
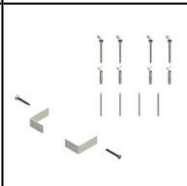

Stock Code	Image	Stock Description	Price Per	Unit
MA3176		Push Button Adaptor for CIST19-PNEU-2	1	PCS
THK-01		GalvinCare® Ligature Resistant Single Robe/Towel Hook	1	PCS
THK-02		GalvinCare® Ligature Resistant Double Robe/Towel Hook	1	PCS
TZ-FLOWTBAS1DT		GalvinCare® Ligature Resistant Electronic Ducted Single Temp Basin Assembly with Controller [MTO]	1	PCS
TZ-FLOWTBAS2DT		GalvinCare® Ligature Resistant Electronic Ducted Dual Temp Basin Assembly with Controller [MTO]	1	PCS
TZ-FLOWTBAS2IN		GalvinCare® Ligature Resistant Electronic Concealed Dual Temp Basin Assembly with Controller [MTO]	1	PCS
TZ-FLOWTMSHWDT		GalvinCare® Ligature Resistant Electronic Ducted Ezy-Grip Shower Mixer with Soap Holder & Controller	1	PCS
TZ-FLOWTMSHWIN		GalvinCare® Ligature Resistant Electronic Concealed Ezy-Grip Shower Mixer with Controller [MTO]	1	PCS
TZ-FLOWTMSHWINR		GalvinCare® Ligature Resistant Elect Conceal Shower Mixer with GalvinCare® Handle & Controller [MTO]	1	PCS
TZ-FLOWTPANMAX		Flowmatic® Ligature Resistant Concealed Dual Flush Pan Assembly with Controller - Mains Power [MTO]	1	PCS

Stock Code	Image	Stock Description	Price Per	Unit
TZ-FLOWTPANMIN		GalvinCare® Ligature Resistant Electronic Concealed Dual Flush Pan Assembly with Controller [MTO]	1	PCS
WM-TMVPMSCS		[SUP] CliniMix® CP-BS Ligature Resistant Thermo Progressive Shower Mixer with GalvinCare® Handle W&C	1	PCS
WM-TMVPMSCSE		[SUP] CliniMix® CP-BS Ligature Resistant Electronic Thermo Progressive Shower Mixer & GalvinCare®	1	PCS
WM-TMVPMSCSIDE		CliniMix® CP-BS Ligature Resistant Electronic Ducted Thermo Progressive Shower Mixer	1	PCS
Wallgate Solid Surface Pans & Fixtures				
56822		SS Ligature Resistant Basin Grill for WHB-181W-NB-AUS [MTO]	1	PCS
102400		Wallgate S Trap Convertor for Shrouded Pans	1	PCS
284500		GalvinCare® CP-BS 2 Part Security Basin Waste 40x32mm	1	PCS
601602		Pneumatic Activated Concealed Dual Flush Cistern 3/4.5Ltr Cistern Only	1	PCS
656504		Vandal Resistant Dual Flush Push Button Assembly with Polished SS Plate - Pneumatic	1	PCS
656505		SS Single Flush Push Plate Polished for Piezo Button with Oli Rods	1	PCS











Stock Code	Image	Stock Description	Price Per	Unit
656506		SS Vandal Resistant Single Flush Plate Assembly for Pneumatic Inwall Cistern with CP-BS Flush Button	1	PCS
656507		SS Vandal Resistant Dual Flush Plate Assembly for Pneumatic Inwall Cistern with CP-BS Flush Buttons	1	PCS
656510		SS Vandal Resistant Dual Flush Plate Assembly for Pneumatic Inwall Cisterns	1	PCS
656512		SS Vandal Resistant Dual Flush Plate Assembly for Pneumatic Inwall Cistern with CP-BS Raised Buttons	1	PCS
656514		GalvinCare® SS Ligature Resistant MH Dual Flush Plate with Conical Buttons for Pneumatic Cistern	1	PCS
821351		SS Wallgate Basin Grille For 40mm Pipe [MTO]	1	PCS
123.00.04.40		Wallgate S/Surface Wall Basin with Exposed Services OTH	1	PCS
123.20.13.90		Wallgate NX Electronic Water Controller 1 Room / 4 Outlets Programmable	1	PCS
123.20.23.90		Wallgate NX Electronic Water Controller 2 Room / 8 Outlets Programmable	1	PCS
123.23.23.90		Wallgate Electronic Water / Power / Lighting Cont. 2 Rooms / 8 Outlets [MTO]	1	PCS

Stock Code	Image	Stock Description	Price Per	Unit
123.40.11.40		Wallgate Ligature Resistant S/Surface Pan with Integ White Seat 445x523mm	1	PCS
123.40.12.40		Wallgate Ligature Resistant S/Surface Pan with Integ Grey Seat 445x523mm	1	PCS
123.41.31.40		Wallgate Ligature Resistant S/Surface Pan Covered with Integ White Seat 446x702mm [MTO]	1	PCS
123.41.32.40		Wallgate Ligature Resistant S/Surface Pan Covered with Integ Grey Seat 446x702mm	1	PCS
123.41.33.40		Wallgate Ligature Resistant S/Surface Pan Covered with Integ Blue Seat 446x702mm [MTO]	1	PCS
123.41.34.40		Wallgate Ligature Resistant S/Surface Pan Covered with Integ Aluminium Seat 446x702mm	1	PCS
123.41.35.40		Wallgate Ligature Resistant S/Surface Pan Covered with Integ Ruby Red Seat 446x702mm [MTO]	1	PCS
123.42.31.40		Wallgate Ligature Resistant S/Surface Ambulant Pan Covered with Integ White Seat 476x652mm [MTO]	1	PCS
123.42.32.40		Wallgate Ligature Resistant S/Surface Ambulant Pan Covered with Integ Grey Seat 476x652mm	1	PCS
123.42.33.40		Wallgate Ligature Resistant S/Surface Ambulant Pan Covered with Integ Blue Seat 476x652mm [MTO]	1	PCS

Stock Code	Image	Stock Description	Price Per	Unit
123.42.34.40		Wallgate Ligature Resistant S/Surface Ambulant Pan Covered with Integ Aluminium Seat 476x652mm [MTO]	1	PCS
123.42.35.40		Wallgate Ligature Resistant S/Surface Ambulant Pan Covered with Integ Ruby Red Seat 476x652mm [MTO]	1	PCS
123.43.32.40		Wallgate Ligature Resistant S/Surface Accessible Pan with Integ Grey Seat 460x750mm (NZ)	1	PCS
123.44.31.40		Wallgate Ligature Resistant S/Surface Accessible Pan Covered with Integ White Seat 460x810mm [MTO]	1	PCS
123.44.32.40		Wallgate Ligature Resistant S/Surface Accessible Pan Covered with Integ Grey Seat 460x810mm	1	PCS
123.44.33.40		Wallgate Ligature Resistant S/Surface Accessible Pan Covered with Integ Blue Seat 460x810mm [MTO]	1	PCS
123.44.34.40		Wallgate Ligature Resistant S/Surface Accessible Pan Covered with Integ Aluminium Seat 460x810mm	1	PCS
123.44.35.40		Wallgate Ligature Resistant S/Surface Accessible Pan Covered with Integ Ruby Red Seat 460x810mm [MTO]	1	PCS
123.94.00.90		Wallgate Pan Rear Fixing Kit	1	PCS
123.94.01.90		[DIS] Wallgate Pan Front Fixing Kit	1	PCS

Stock Code	Image	Stock Description	Price Per	Unit
123.94.02.90		Wallgate Pan Front Fixing Kit for 445x523mm Only	1	PCS
123.94.03.90		Wallgate Pan Front Fixing Kit (CSK Screws)	1	PCS
123.94.04.90		Wallgate Pan Front Fixing Kit with S-Trap Adaptor	1	PCS
123.94.05.90		Wallgate Pan Rear Fixing Kit with S-Trap Adaptor	1	PCS
ALF-01FFW		Wallgate Ligature Resistant S/Surface Shelf Front Fixed 470x125mm	1	PCS
ALF-01W		Wallgate Ligature Resistant S/Surface Shelf Rear Fixed 470x125mm	1	PCS
ALF-02FFW		Wallgate Ligature Resistant S/Surface Shelf Front Fixed 235x100mm	1	PCS
ALF-02W		Wallgate Ligature Resistant S/Surface Shelf Rear Fixed 235 x100mm	1	PCS
ALF-03W-BCA		Wallgate Ligature Resistant S/Surface Shelf Rear Fixed 470x140mm [MTO]	1	PCS
ALF-04		Wallgate Ligature Resistant S/Surface Recessed Shower Shelf	1	PCS

Stock Code	Image	Stock Description	Price Per	Unit
ALM-02FF-W		Wallgate Ligature Resistant Polycarb Mirror with S/Surface Frame Front Fixed 250x350mm	1	PCS
ALM-03FF-W		Wallgate Ligature Resistant Polycarb Mirror with S/Surface Frame Front Fixed 500x650mm	1	PCS
ALM-03W		Wallgate Ligature Resistant Polycarb Mirror with S/Surface Frame Rear Fixed 500x650mm	1	PCS
ALM-06W		Wallgate Ligature Resistant Polycarb Mirror with S/Surface Frame Rear Fixed 450x1010mm	1	PCS
BN2016		Wallgate Backnut for Es6800'S	1	PCS
CHB001		[DIS] Wallgate S/Surface Corner Wash Basin LH Only	1	PCS
CHB002		[DIS] Wallgate S/Surface Corner Wash Basin RH Only	1	PCS
CIPB11-B		[DIS] Wallgate Ligature Resistant WC Single Push Button for Pneumatic Cistern (0-50mm Wall)	1	PCS
CIPB12-B		Wallgate Ligature Resistant WC Single Push Button for Pneumatic Cistern (25-190mm Wall)	1	PCS
CIPB13		Wallgate Secure WC Raised Push Button for Pneumatic Cistern (0-15mm Wall)	1	PCS











Stock Code	Image	Stock Description	Price Per	Unit
CIPB14		[DIS] Wallgate Secure WC Raise Push Button for Pneumatic Cistern (0-50mm Wall)	1	PCS
CIPB15		Wallgate Secure WC Raised Push Button for Pneumatic Cistern (25-190mm Wall)	1	PCS
CIST19-ELEC		Wallgate Electronic Activated Concealed Slim Cistern - 3/4.5 Ltr Cistern Only	1	PCS
CIST19-PNEU-2		Wallgate Pneumatic Activated Concealed Slim Cistern - 3/4.5 Ltr	1	PCS
CLEAN-KIT01		Wallgate S/Surface Cleaning Kit	1	PCS
CWC-150W-AST-AUS		Wallgate Ligature Resistant S/Surface Pan P Trap with Grey Integ Seat 445x523mm - Rear Fix	1	PCS
CWC-155FF-STJ-AU		Wallgate Ligature Resistant S/Surface Pan S&P with Grey Integ Seat 446x702mm - Front Fix	1	KIT
CWC-155FF-STJ-BC		Wallgate Ligature Resistant S/Surface Accessible Pan S&P with Grey Integ Seat 460x810mm - Front Fix	1	KIT
CWC-155W-AST-AUS		[DIS] Wallgate Ligature Resistant S/Surface Pan S&P with Grey Integ Seat 446x702mm - Rear Fix	1	KIT
CWC-155W-AST-BCA		Wallgate Ligature Resistant S/Surface Accessible Pan S&P with Grey Integ Seat 460x810mm - Rear Fix	1	KIT






Stock Code	Image	Stock Description	Price Per	Unit
CWC-155W-ASTW-AU		Wallgate Ligature Resistant S/Surface BTW Pan S&P with White Integ Seat 446x702mm	1	KIT
CWC-155W-SF-BCA		[DIS] Wallgate Ligature Resistant S/Surface Accessible Pan S&P without Seat 440x810mm - Rear Fix	1	PCS
CWC-156FF-STJ-AM		Wallgate Ligature Resistant S/Surface Ambulant Pan S&P with Grey Integ Seat 476x652mm - Front Fix	1	KIT
CWC-156W-AST-AMB		Wallgate Ligature Resistant S/Surface Ambulant Pan S&P with Grey Integ Seat 476x652mm - Rear Fix	1	KIT
CWC-156W-AST-NZ		Wallgate Ligature Resistant S/Surface Accessible BTW Pan with Grey Integ Seat 460x750mm	1	PCS
CWD-03W-FF		[DIS] Wallgate S/Surface Divider for CWU Urinal Front Fixed	1	PCS
CWU-01W		[DIS] Wallgate Vandal Resistant S/Surface Urinal with Through-Wall Concealed Services	1	PCS
DFKIT03-AUS		[DIS] Wallgate Electronic WC Direct Mains Flush Valve Assembly with Air Break Only [MTO]	1	PCS
DFKIT-CWU-01-IR		Wallgate Urinal Direct Mains Flush with IR Sensor, Air Break, Solenoid & Valve Cable (4M)	1	PCS
ES6803-4M-COLD		Wallgate Single Piezo and Cable Only for Basin Assembly with 4 Metre to Suit Plate	1	PCS

Stock Code	Image	Stock Description	Price Per	Unit
ES6803-4M-CWC		Wallgate Single Piezo and Cable for Pan Assembly 4 Metre to Suit Plate	1	PCS
ES6803-4M-SHWR		Wallgate Piezo and Cable for Shower Assembly 4 Meter to Suit Plate	1	PCS
EXT400-1		Extension Cable Only with Stereo Jack Plug for Piezo & Infrared 5M	1	PCS
EXTWV400		Valve Extension Cable with XLR Plug for Water Valve 4M	1	PCS
PBA050-1-CWC		Wallgate Dual Flush Piezo Touch Button with 4M Cable, Panelling (10-85mm Wall)	1	PCS
PBA050-2BA		Wallgate Dual Piezo Touch Buttons H&C for Basin with 4M Cable, Panelling (10-85mm Wall)	1	PCS
PBA050-IR-SHWR		Wallgate Single Infrared Sensor for Shower with 4M Cable, Panelling (10-85mm Wall)	1	PCS
PBA050-SHWR		Wallgate Shower Piezo Touch Button 4M Cables, Panelling (10-85mm Wall) [MTO]	1	PCS
PBA051-1-CWC		Wallgate Dual Flush Piezo Touch Butt WC with 4M Cables, Solid Wall (85-190mm Wall)	1	PCS
PBA051-SHWR		Wallgate Shower Piezo Touch Button 4M Cables, Solid Wall (85-190mm Wall) [MTO]	1	PCS

Stock Code	Image	Stock Description	Price Per	Unit
SCPK01-IR-CIST19		[DIS] Wallgate WC Electronic Flush Pack Inc Cistern for 1 WC, with IR Activation - Dual Flush	1	PCS
SCPK01-PB-CIST19		Wallgate WC Electronic Cistern Pack for 1 WC, Piezo Activated - Single Button Dual Flush	1	PCS
SHB-04-RT		[DIS] Wallgate DDA Compliant Hand Basin S/Surface - Front Fixed RH Tap Hole [MTO]	1	PCS
SHB-05W-LRT		Wallgate Wash Hand Basin S/Surface Front Fixed Exposed Services 2TH	1	PCS
SHB-05W-LT		Wallgate Wash Hand Basin S/Surface Front Fixed Exposed Services 1TH (LH)	1	PCS
SHB-05W-NT		[DIS] Wallgate Wash Hand Basin S/Surface Front Fixed Exposed Services & No Tap Holes -White	1	PCS
SHB-05W-RT		Wallgate Wash Hand Basin S/Surface Front Fixed Exposed Services 1TH (RH)	1	PCS
SHBS01W		Wallgate Small Shroud Only for SHB-05 Wall Mount Basin - Trap Cover Only	1	PCS
SHBS02W		Wallgate Large Full Shroud Only for SHB Wall Mount Basin - Trap & Fixture Cover	1	PCS
SHBS04		[DIS] Wallgate Full Shroud Only for SHB DDA Wall Mount Basin	1	PCS

Stock Code	Image	Stock Description	Price Per	Unit
TRH-02W		Wallgate Ligature Resistant S/Surface Toilet Roll Holder	1	PCS
TRH-04		Wallgate Ligature Resistant S/Surface Recessed Toilet Roll Holder	1	PCS
TS0002		Wallgate Hinged Toilet Seat Heavy Duty with Lid & Secure Fixings - White [MTO]	1	PCS
TS0003		Wallgate Hinged Toilet Seat Heavy Duty with Lid & Secure Fixings - Black [MTO]	1	PCS
TS0004		Wallgate Hinged Toilet Seat Heavy Duty No Lid & Secure Fixings - White [MTO]	1	PCS
TS0005		Wallgate Hinged Toilet Seat Heavy Duty No Lid & Secure Fixings - Black	1	PCS
VBU-01-NOFW		Wallgate Ligature Resistant Undermount Vanity Bowl Only S/Surface No Overflow 426x344mm	1	PCS
VBU-01W		Wallgate Vandal Resistant Undermount Vanity Bowl Only S/Surface with Overflow 426x344mm	1	PCS
VBU-02-NOF-W		Wallgate Ligature Resistant Undermount Vanity Bowl Only S/Surface No Overflow 410x267mm	1	PCS
VBU-02W		Wallgate Vandal Resistant Undermount Vanity Bowl Only S/Surface with Overflow 410x267mm	1	PCS

Stock Code	Image	Stock Description	Price Per	Unit
WHB-100W		Wallgate Vandal Resistant S/Surface Wash Basin with Rear Waste & Concealed Services	1	PCS
WHB-181-NB-AUS		Wallgate Ligature Resistant S/Surface Basin 0TH [MTO]	1	PCS
WHB-181W-NB-AUS		Wallgate Ligature Resistant S/Surface Ravenhall Basin 0TH [MTO]	1	PCS
WHB-200W-AUS		[DIS] Wallgate Ligature Resistant S/Surface Basin with Dual Outlet & Piezo Activation	1	PCS
WHB-201W-2-AUS		Wallgate Ligature Resistant S/Surface Basin with Single Outlet & 2 Piezo Activation	1	PCS
WHB-201W-2IR-AU		Wallgate Ligature Resistant S/Surface Basin with Single Outlet & 2 IR Activation	1	PCS
WHB-201W-AUS		Wallgate Ligature Resistant S/Surface Basin with Single Outlet & 1 Piezo Activation	1	PCS
WHB-201W-IR-AUS		Wallgate Ligature Resistant S/Surface Basin with Single Outlet & 1 IR Activation	1	PCS
WHB-201W-NB-AUS		Wallgate Ligature Resistant S/Surface Basin with Single Outlet 0TH	1	PCS
WHBV-101W-LH-NB		Wallgate Ligature Resistant S/Surface Front Fixed Basin with LH Shelf Integ Outlet 0TH	1	PCS








Stock Code	Image	Stock Description	Price Per	Unit
WHBV-101W-RH-NB		Wallgate Ligature Resistant S/Surface Front Fixed Basin with RH Shelf Integ Outlet 0TH	1	PCS
WVC400WC-4		Wallgate Cable for Dual Flush Kit to WDC Controller 4M Length	1	PCS
WVPB400-2-AUS		[DIS] Wallgate Eletronic Basin Valve Pack with H&C Outlets with 2x5LPM Solenoids 4M Cable, 1/2'	1	PCS
WVPB400-3-AUS		Wallgate Electronic Activation Basin Valve Pack Single Outlet with 1x5LP Solenoid 4M Cable	1	PCS
WVPS400-AUS		Wallgate Water Valve Pack Shower with 1x8LPM Solenoid 4M Cables	1	PCS











Education, Public Spaces & Catering

Product Catalogue - May 2026

Tapware • Sanitaryware • Safety Equipment • Laboratory Tapware • Gas Outlets • TMVs • Accessories













Stock Code	Image	Stock Description	Unit	Price Per
		Education, Public Spaces & Catering		
		Child Safety Tapware		
175.91.00.03		Capstan CP Lead Safe™ 1/2 Turn Wall Top Assembly Child Safety Tap with H&B - Pair	1	PAIR
		Electronic Tapware & Valves		
150.15.23.90		Flowmatic® Lead Safe™ Ligature Resistant Tapware Solenoid Kit with Piezo Act - Battery Power (7s)	1	PCS
150.15.23.91		Flowmatic® Lead Safe™ Ligature Resistant Tapware Solenoid Kit with Piezo Act - Battery Power (20s)	1	PCS
151.15.32.00		Flowmatic® Lead Safe™ Ultra IR GM20 Hob Basin Tap - Solar Power [MTO]	1	PCS
151.15.52.00		Flowmatic® Lead Safe™ Ultra IR GM20 Hob Basin Tap - Turbine Power [MTO]	1	PCS
151.90.10.90		BLE Module 6 Volt [MTO]	1	PCS
TZ-DL223A		Conti Battery Replacement - 6V Lithium CPR 2	1	PCS
TZ-FL20SB		[SUP] Conti Electronic Flamingo IR Hob Basin Tap without Temp Mixing - Battery	1	PCS
TZ-FL20SM		[SUP] Conti Electronic Flamingo IR Hob Basin Tap without Temp Mixing - Mains Power	1	PCS

Stock Code	Image	Stock Description	Unit	Price Per
TZ-FLOW07100005		[DIS] Flowmatic® Wall Mtd Sensor/ Remote Control Only to Suit TZ-FLOW225866 Tap	1	PCS
TZ-FLOWSOAP1		[DIS] Flowmatic® Tubular 2030 Electronic Soap Dispenser Wall Mount Pair with TZ-FLOW225866	1	PCS
TZ-GM20SB		[DIS] Conti Electronic Ultra GM20 IR Hob Basin Tap 178 without Temp Mixer - Battery Power	1	PCS
TZ-GM20SS		[DIS] Conti Electronic Ultra GM20 IR Hob Basin Tap 178 without Temp Mixer - Battery & Solar Power	1	PCS
TZ-GMA2		[DIS] Conti Electronic Ultra GM Aerator 2 LPM	1	PCS
TZ-GMA6		[DIS] Conti Electronic Ultra GM Aerator 6 LPM	1	PCS
TZ-GMA6L		[DIS] Conti Electronic Ultra GM Aerator 6 LPM - Laminar	1	PCS
TZ-GMV2		[DIS] Conti Electronic Ultra GM Replacement Valve 2 LPM	1	PCS
TZ-GMV6		[DIS] Conti Electronic Ultra GM Replacement Valve 6 LPM	1	PCS
TZ-IQTOUCHB		Flowmatic® Lead Safe™ Ligature Resistant Solenoid Kit with Piezo Activation - Battery Power (7 Sec)	1	PCS

Stock Code	Image	Stock Description	Unit	Price Per
TZ-IQTOUCHB20		Flowmatic® Lead Safe™ Ligature Resistant Solenoid Kit with Piezo Activation - Battery Power (20 Sec)	1	PCS
Ezy-Drink® Drinking Tapware				
360827		[SUP] BS Hex Regulating Valve 15 M&F	1	PCS
170.00.13.00		Ezy-Drink® CP-BS Lead Safe™ 2 In 1 Bottle Filler & Bubbler - Hob Mtd	1	PCS
170.01.13.00		Ezy-Drink® CP-BS Lead Safe™ 2 In 1 Bottle Filler & Bubbler - 45 Degree	1	PCS
170.02.13.00		Ezy-Drink® CP-BS Lead Safe™ 2 In 1 Bottle Filler & Bubbler - Wall Mtd	1	PCS
170.10.10.00		[DIS] Ezy-Drink® CP-BS Lead Safe™ Adjustable Flow Bubbler Outlet 15BSP	1	PCS
170.10.40.00		Vandal Resistant CP Lead Safe™ Bubbler Outlet 15BSPx35mm Long	1	PCS
170.10.43.01		Ezy-Drink® CP-BS Lead Safe™ Mini Push Button Drinking Bubbler Tap MI	1	PCS
170.11.23.01		Ezy-Drink® CP-BS Lead Safe™ Vertical Push Button Drinking Bubbler Tap MI (LH)	1	PCS
170.11.24.00		Ezy-Drink® CP-BS Lead Safe™ Vertical Lever Action Drinking Bubbler Tap MI (LH)	1	PCS

Stock Code	Image	Stock Description	Unit	Price Per
170.11.25.01		Ezy-Drink® CP-BS Lead Safe™ Vertical Cam Action Drinking Bubbler Tap MI (LH)	1	PCS
170.11.33.01		Ezy-Drink® CP-BS Lead Safe™ Vertical Push Button Drinking Bubbler Tap MI (RH)	1	PCS
170.11.34.00		Ezy-Drink® CP-BS Lead Safe™ Vertical Lever Action Drinking Bubbler Tap MI (RH)	1	PCS
170.11.35.01		Ezy-Drink® CP-BS Lead Safe™ Vertical Cam Action Drinking Bubbler Tap MI (RH)	1	PCS
170.11.40.00		Ezy-Drink® CP-BS Lead Safe™ Remote Drink Bubbler Mouthguard & Stem	1	PCS
170.13.10.11		[DIS] Flowmatic® SS Lead Safe™ Electronic Wall Mtd Horizontal Basin Tap / Bottle Filler	1	PCS
170.13.33.00		Ezy-Drink® CP-BS Lead Safe™ Hob Mtd Bottle Filler Tap RH MI with Reduced Flange	1	PCS
170.13.36.00		Ezy-Drink® CP-BS Lead Safe™ Hob Mtd Bottle/Jug Filler Tap RH MI	1	PCS
170.21.33.01		Ezy-Drink® CP-BS Lead Safe™ Vertical Push Button Drinking Bubbler Tap FI RH	1	PCS
170.31.40.90		Ezy-Drink® CP-BS Lead Safe™ Remote Drinking Bubbler Mouthguard & Stem with Square Adaptor	1	KIT

Stock Code	Image	Stock Description	Unit	Price Per
170.32.13.90		Ezy-Drink® CP-BS Lead Safe™ Remote Push Button Drinking Bubbler Tap with Square Adaptor - FI	1	KIT
170.32.15.90		Ezy-Drink® CP-BS Lead Safe™ Remote Cam Action Drinking Bubbler Tap with Square Adaptor - FI	1	KIT
170.50.13.01		Ezy-Drink® CP-BS Lead Safe™ Horizontal Push Button Drinking Bubbler Tap FI	1	PCS
170.50.14.00		Ezy-Drink® CP-BS Lead Safe™ Horizontal Lever Action Drinking Bubbler Tap FI	1	PCS
170.50.15.01		Ezy-Drink® CP-BS Lead Safe™ Horizontal Cam Action Drinking Bubbler Tap FI	1	PCS
170.52.13.01		Ezy-Drink® CP-BS Lead Safe™ 45° Push Button Drinking Bubbler Tap FI with Metal Mouthguard	1	PCS
170.52.14.00		Ezy-Drink® CP-BS Lead Safe™ 45° Lever Action Drinking Bubbler Tap FI with Metal Mouthguard	1	PCS
170.52.15.01		Ezy-Drink® CP-BS Lead Safe™ 45° Cam Action Drinking Bubbler Tap FI with Metal Mouthguard	1	PCS
170.53.10.00		Ezy-Drink® CP-BS Lead Safe™ Wall Mtd Bottle Filler Outlet 60mm Reach	1	PCS
170.53.13.00		Ezy-Drink® CP-BS Lead Safe™ Wall Mtd Push Button Bottle Filler	1	PCS

Stock Code	Image	Stock Description	Unit	Price Per
170.53.14.00		Ezy-Drink® CP-BS Lead Safe™ Wall Mtd Lever Action Bottle Filler	1	PCS
170.58.13.01		Ezy-Drink® CP-BS Lead Safe™ 45° Push Button Drinking Bubbler Tap with Rubber Mouthguard FI [MTO]	1	PCS
170.58.14.00		Ezy-Drink® CP-BS Lead Safe™ 45° Lever Action Drinking Bubbler Tap with Rubber Mouthguard FI [MTO]	1	PCS
170.58.15.01		Ezy-Drink® CP-BS Lead Safe™ 45° Cam Action Drinking Bubbler Tap with Rubber Mouthguard FI	1	PCS
170.73.43.00		Ezy-Drink® CP-BS Lead Safe™ Mini Push Button Bubbler Top Assembly	1	PCS
170.81.11.00		[DIS] Ezy-Drink® CP-BS Lead Safe™ Remote Electronic Drinking Bubbler Tap FI - Battery	1	PCS
170.81.13.01		Ezy-Drink® CP-BS Lead Safe™ Remote Push Button Drinking Bubbler Tap FI	1	PCS
170.81.15.01		Ezy-Drink® CP-BS Lead Safe™ Remote Cam Action Drinking Bubbler Tap FI	1	PCS
170.81.73.01		Ezy-Drink® Lead Safe™ Remote Push Button Activation Valve Only	1	PCS
170.83.40.00		Ezy-Drink® CP-BS Lead Safe™ Remote Drink Bubbler Mouthguard & Stem with 20mm Long Inlet [MTO]	1	PCS

Stock Code	Image	Stock Description	Unit	Price Per
170.91.00.31		Ezy-Drink® Lead Safe™ Drinking Bubbler Tap Replacement Mouthguard	1	PCS
170.92.11.20		Nylon Solenoid Valve 6V DC 15 BSP with ø6mm 2 Pin Plug & Lead Safe™ BS Adaptors - Adj (Tapware only)	1	PCS
170.92.41.20		Nylon Solenoid Valve 6V DC 15 BSP with ø6mm 2 Pin Plug & Lead Safe™ BS Adaptors (Tapware only)	1	PCS
170.92.44.00		Ezy-Drink® CP Lead Safe™ SBA for Lever Action Drinking Bubbler	1	PCS
170.93.01.90		Ezy-Drink® Mini Push Button Bubbler Service Kit	1	PCS
170.93.43.00		Ezy-Drink® CP-BS Lead Safe™ Remote Push Button Top Assembly	1	PCS
170.94.40.00		Ezy-Drink® CP-BS Lead Safe™ Jug Filler Replacement Gooseneck Spout	1	PCS
170.95.10.09		BS Lead Safe™ Hex Regulating Valve 15 M&F	1	PCS
TD00XP-RM		[DIS] Ezy-Drink® SS316 Lead Safe™ Vertical Push Button Drinking Bubbler Tap MI (RH)	1	PCS
TD15XEB		[DIS] Ezy-Drink® SS316 Lead Safe™ Remote Electronic Drinking Bubbler Tap FI - Battery	1	PCS








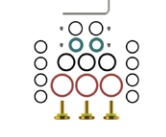


Stock Code	Image	Stock Description	Unit	Price Per
TD15XEM		[DIS] Ezy-Drink® SS316 Lead Safe™ Remote Electronic Drinking Bubbler Tap FI - Mains	1	PCS
TD15XP		[DIS] Ezy-Drink® SS316 Lead Safe™ Remote Push Button Drinking Bubbler Tap FI	1	PCS
TDBFXEB		[DIS] Ezy-Drink® SS316 Lead Safe™ Remote Electronic Bottle Filler Tap - Battery	1	PCS
TZ-SOLXA		Nylon Solenoid Valve 6V Dc with 15mm BSP SS Adaptors & ø6mm 2 Pin Plug - Adjustable	1	PCS
Ezy-Push® & Ezy-Lever Tapware				
35428		[SUP] Ezy-Push® CP-BS Push Button Deluxe Bib Tap Aerated - Hot	1	PCS
35515		[DIS] Ezy-Push® BS Push Button Hose Tap - Cold	1	PCS
35634		Spare Parts Service Kit for Ezy-Push® Push Button Tap	1	PCS
368950		Timeflow Tapware Temperature Indicators - Hot, Warm or Cold (New Style)	1	PCS
172.15.13.01		Ezy-Push® CP-BS Lead Safe™ Push Button Pillar Tap - Cold	1	PCS
172.15.13.02		Ezy-Push® CP-BS Lead Safe™ Push Button Pillar Tap - Hot	1	PCS











Stock Code	Image	Stock Description	Unit	Price Per
172.46.13.01		Ezy-Push® CP-BS Lead Safe™ Push Button Deluxe Bib Tap Aerated - Cold	1	PCS
172.46.13.02		Ezy-Push® CP-BS Lead Safe™ Push Button Deluxe Bib Tap Aerated - Hot	1	PCS
172.47.13.01		Ezy-Push® CP-BS Lead Safe™ Push Button Hose Tap - Cold	1	PCS
172.62.43.00		Ezy-Push® CP-BS Lead Safe™ Push Button Foot Valve 90° Mount	1	PCS
172.71.43.01		Ezy-Push® CP-BS Lead Safe™ Push Button Standard Wall Top Assembly - Cold	1	PCS
172.71.43.02		Ezy-Push® CP-BS Lead Safe™ Push Button Standard Wall Top Assembly - Hot	1	PCS
172.72.43.01		Ezy-Push® CP-BS Lead Safe™ Push Button Concealed Wall Top Assembly - Cold	1	PCS
172.73.43.01		Ezy-Push® CP-BS Lead Safe™ Push Button Pillar/Bib SBA - Cold	1	PCS
172.73.43.08		Ezy-Push® CP-BS Lead Safe™ Pillar/Bib SBA with Grub Screw	1	PCS
172.73.43.09		[DIS] Ezy-Push® BS Lead Safe™ Push Button Pillar/Bib SBA - Cold or Hot	1	PCS











Stock Code	Image	Stock Description	Unit	Price Per
172.74.43.00		Ezy-Push® CP-BS Lead Safe™ Foot Valve Top Assembly with Handle	1	PCS
173.15.21.00		Ezy-Push® CP-BS Lead Safe™ Timeflow Push Button Pillar Tap - 6 Sec	1	PCS
173.15.23.00		Ezy-Lever CP-BS Lead Safe™ Timeflow Lever Action Vandal Resistant Pillar Tap	1	PCS
173.15.41.00		Ezy-Push® CP-BS Lead Safe™ Timeflow Push Button Pillar Tap - 15 Sec	1	PCS
173.15.61.00		Ezy-Push® CP-BS Lead Safe™ Timeflow Push Button Pillar Tap with Temp Mixing - 6 Sec	1	PCS
173.15.63.00		[DIS] Ezy-Lever CP-BS Lead Safe™ Timeflow Lever Action Pillar Tap with Temp Mixing - 6 Sec	1	PCS
173.46.21.00		Ezy-Push® CP-BS Lead Safe™ Timeflow Push Button Deluxe Bib Tap MI - 6 Sec	1	PCS
173.46.23.00		Ezy-Lever CP-BS Lead Safe™ Timeflow Lever Action Deluxe Bib Tap - 6 Sec	1	PCS
173.46.41.00		Ezy-Push® CP-BS Lead Safe™ Timeflow Push Button Deluxe Bib Tap MI - 15 Sec	1	PCS
173.61.45.00		Ezy-Push® CP-BS Lead Safe™ Timeflow Push Button Concealed Shower Control Valve	1	PCS











Stock Code	Image	Stock Description	Unit	Price Per
173.92.15.00		Ezy-Push® CP-BS Lead Safe™ Timeflow Push Button Replacement Cartridge - No Time	1	PCS
173.92.20.00		[DIS] Ezy-Lever CP-BS Lead Safe™ Timeflow Lever Action Repl. Cartridge - 6 Sec	1	PCS
173.92.22.00		Ezy-Lever CP-BS Lead Safe™ Timeflow Lever Action Vandal Resistant Top Assembly - 6 Sec	1	PCS
173.92.25.00		Ezy-Push® CP-BS Lead Safe™ Timeflow Push Button Replacement Cartridge for Hand Wash - 6 Sec (New Style)	1	PCS
173.92.35.00		DIS-Ezy-Push® CP-BS Lead Safe™ Timeflow Push Button Replacement Cartridge for Hand Wash - 10 Sec (New Style)	1	PCS
173.92.45.00		Ezy-Push® CP-BS Lead Safe™ Timeflow Push Button Replacement Cartridge for Shower - 15 Sec (New Style)	1	PCS
173.93.41.00		Ezy-Push® CP-BS Timeflow Push Button Replacement Kit with Cartridge and Dress Flange	1	KIT
173.99.00.80		Ezy-Push® CP-BS Timeflow Push Button Replacement Dress Flange	1	PCS
368667X		Ezy-Push® SS316 Lead Safe™ Timeflow Push Button Deluxe Bib Tap MI - 6 Sec	1	PCS
368696X		Ezy-Push® SS316 Lead Safe™ Timeflow Push Button Pillar Tap MI - 6 Sec	1	PCS

Stock Code	Image	Stock Description	Unit	Price Per
368916X		Ezy-Push® SS316 Lead Safe™ Timeflow Push Button Replacement Cartridge - 6 Sec	1	PCS
809020LF		BS Lead Safe™ Cam or Lever Action Top Assembly Less Locknut & Handle	1	PCS
Ezy-Twist® Cam Action Tapware				
35815		[DIS] Ezy-Twist® CP-BS Cam Action Hose Tap - Cold	1	PCS
171.15.15.01		Ezy-Twist® CP-BS Lead Safe™ Cam Action Pillar Tap - Cold	1	PCS
171.46.15.01		Ezy-Twist® CP-BS Lead Safe™ Cam Action Deluxe Bib Tap - Cold	1	PCS
171.71.05.01		[DIS] Ezy-Twist® CP-BS Lead Safe™ Cam Action Wall Top Assembly - Cold	1	PCS
171.92.45.01		Ezy-Twist® CP-BS Lead Safe™ Cam Action Pillar/Bib SBA - Cold	1	PCS
Ezy-Wash® Food Service Tapware				
37402		Ezy-Wash® Washdown Gun & 15Mtr Auto Retractable Hose Reel	1	PCS
37405		Ezy-Wash® Hand Held Trigger Spray 1000mm Hose & Wall Bracket	1	PCS
37408		[SUP] Ezy-Wash® SS Slophopper Hose/ Spring Assembly with Heavy Duty Hand Trigger Spray	1	PCS









Stock Code	Image	Stock Description	Unit	Price Per
37412		Ezy-Wash® SS Slophopper Hose 10ID 1200 x 15 with Heat Shrink Coating	1	PCS
37414		Ezy-Wash® Heavy Duty Pre-Rinse Hose 1200 x 15FI BSP - Swivel Ends	1	PCS
37416		Ezy-Wash® SS Heavy Duty Pre-Rinse Hose 1015 x 15FI BSP	1	PCS
37418		Ezy-Wash® Heavy Duty Pre-Rinse Hose 1000 x15FI BSP - Swivel Ends	1	PCS
37420		Ezy-Wash® Slophopper Heavy Duty Hand Trigger Spray	1	PCS
37421		[SUP] Ezy-Wash® Heavy Duty Pre-Rinse Hand Trigger Spray	1	PCS
37439		[DIS] Ezy-Wash® Lever Handle Operation Label - Hot/Cold (Pair)	1	PAIR
37445		Ezy-Wash® Pre-Rinse O Ring Seal Kit	1	PCS
46763		[SUP] BS Lever Action Pre-Rinse TF82 Hob SBA J/V - Hot	1	PCS
46820		Ezy-Wash® CP-BS 80mm Lever Action Handle & Button - Hot or Cold	1	PCS











Stock Code	Image	Stock Description	Unit	Price Per
46827		Ezy-Wash® CP-BS 80mm Straight Lever Pre-Rinse Handle & Button - Hot or Cold	1	PCS
46862		Ezy-Wash® CP-BS 80mm Lever Action Pre-Rinse Handle & Button - Hot or Cold	1	PCS
83245		[SUP] Ezy-Wash® CP-BS Lever Action Twin Mixer Sink Set C/D with 300 Upswept Spout & 80 Lever	1	PCS
181.00.32.00		Ezy-Wash® CP-BS Lead Safe™ Hob Mtd Conc Mixing Pre-Rinse Unit Type 82 Basin Tap - Standard	1	PCS
181.00.33.00		Ezy-Wash® CP-BS Lead Safe™ Hob Mtd Exp Mixing Pre-Rinse Unit Type 83 MI Inlet - Standard	1	PCS
181.00.33.03		Ezy-Wash® CP-BS Lead Safe™ Hob Mtd Exp Mixing Pre-Rinse Unit Type 83 MI Inlet - Pot Filler	1	KIT
181.01.56.00		Ezy-Wash® CP-BS Lead Safe™ Hob Mtd Single Lever Mixer Pre-Rinse Unit Type 150 Flex Tail - Standard	1	PCS
181.01.56.03		Ezy-Wash® CP-BS Lead Safe™ Hob Mtd Single Lever Mixer Pre-Rinse Unit Type 150 Flex Tail - Pot Filler	1	PCS
181.03.34.09		Ezy-Wash® CP-BS Lead Safe™ Hob Mtd Twin Mixer Pre-Rinse Unit Type 84 Flex Tail - Pot Filler (Compact)	1	PCS
181.03.35.00		Ezy-Wash® CP-BS Lead Safe™ Hob Mtd Twin Mixer Pre-Rinse Unit Type 100 Flex Tail - Standard	1	PCS











Stock Code	Image	Stock Description	Unit	Price Per
181.03.35.03		Ezy-Wash® CP-BS Lead Safe™ Hob Mtd Twin Mixer Pre-Rinse Unit Type 100 Flex Tail - Pot Filler	1	PCS
181.04.10.01		Ezy-Wash® CP-BS Lead Safe™ Hob Mtd Pot & Kettle Filler Unit Type 70H with Folding Outlet & Stop	1	PCS
181.09.00.01		Ezy-Wash® CP-BS Lead Safe™ Lever Action Pre-Rinse Top Assembly J/V - Cold	1	PCS
181.09.00.02		Ezy-Wash® CP-BS Lead Safe™ Lever Action Pre-Rinse Top Assembly J/V - Hot	1	PCS
181.10.37.00		Ezy-Wash® CP-BS Lead Safe™ Wall Mtd Conc Mixing Pre-rinse Unit Type 82 Wall Tap - Standard	1	KIT
181.10.37.03		Ezy-Wash® CP-BS Lead Safe™ Wall Mtd Concealed Mixing Pre-Rinse Unit Type 82 Wall Tap - Pot Filler	1	KIT
181.10.38.00		Ezy-Wash® CP-BS Lead Safe™ Wall Mtd Exp Mixing Pre-Rinse Unit Type 83 FI Inlet - Standard	1	PCS
181.10.38.03		Ezy-Wash® CP-BS Lead Safe™ Wall Mtd Exp Mixing Pre-Rinse Unit Type 83 FI Inlet - Pot Filler	1	KIT
181.11.71.00		Ezy-Wash® CP-BS Lead Safe™ Wall Mtd Exp Mixing Unit Type 75 FI Inlet with 200 Reach	1	PCS
181.12.72.00		Ezy-Wash® CP-BS Lead Safe™ Wall Mtd Exp Mixing Unit Type 76 FI Inlet with 300 Reach	1	PCS











Stock Code	Image	Stock Description	Unit	Price Per
181.13.73.00		Ezy-Wash® CP-BS Lead Safe™ Wall Mtd Exp Mixing Unit Type 77 FI Inlet with 400 Reach	1	PCS
181.14.38.00		Ezy-Wash® CP-BS Lead Safe™ Powersoak Pre-Rinse Unit - Standard	1	PCS
181.14.38.03		Ezy-Wash® CP-BS Lead Safe™ Powersoak Pre-Rinse Unit - Pot Filler	1	PCS
181.17.05.00		Ezy-Wash® CP-BS Lead Safe™ Wall Mtd No Stop Pre-Rinse Unit Type 80 FI Inlet - Standard	1	PCS
181.17.05.03		Ezy-Wash® CP-BS Lead Safe™ Wall Mtd No Stop Pre-Rinse Unit Type 80 FI Inlet - Pot Filler	1	KIT
181.17.05.04		Ezy-Wash® CP-BS Lead Safe™ Wall Mtd No Stop Pre-Rinse Unit Type 80 FI Inlet - Pot Filler (Woolies)	1	PCS
181.19.30.01		Ezy-Wash® CP-BS Lead Safe™ Wall Mtd Pot & Kettle Filler Unit Type 70W with Fold Spout & Stop	1	PCS
181.20.10.00		Ezy-Wash® CP-BS Lead Safe™ Lever Action Twin Mixer Sink Set C/D with 200 Upswept Spout & 80 Lever	1	PCS
181.20.11.00		Ezy-Wash® CP-BS Lead Safe™ Lever Action Twin Mixer Sink Set C/D with 300 Upswept Spout & 80 Lever	1	PCS
181.60.00.01		Ezy-Wash® CP-BS Lead Safe™ Lever Action Pre-Rinse Wall Top Assembly Type 60 J/V - Cold	1	PCS











Stock Code	Image	Stock Description	Unit	Price Per
181.60.00.02		Ezy-Wash® CP-BS Lead Safe™ Lever Action Pre-Rinse Wall Top Assembly Type 60 J/V - Hot	1	PCS
181.91.30.02		Ezy-Wash® CP-BS Lead Safe™ Pot Filler Attachment Type 85 J/V 250 Reach	1	PCS
181.91.31.02		Ezy-Wash® CP-BS Lead Safe™ Pot Filler Attachment Type 100 J/V 305mm Reach	1	PCS
181.91.32.02		Ezy-Wash® CP-BS Lead Safe™ Pot Filler Attachment Type 150 J/V 305mm Reach	1	PCS
181.93.00.00		Ezy-Wash® Lead Safe™ Heavy Duty Pre-Rinse Hand Trigger Spray	1	PCS
181.94.11.01		BS Lead Safe™ Lever Action Pre-Rinse TF82 Hob SBA J/V - Cold	1	PCS
181.94.11.02		BS Lead Safe™ Lever Action Pre-Rinse TF82 Hob SBA J/V - Hot	1	PCS
181.94.12.01		BS Lead Safe™ Lever Action Pre-Rinse SBA C/D - Cold	1	PCS
181.94.12.02		BS Lead Safe™ Lever Action Pre-Rinse SBA C/D - Hot	1	PCS
181.94.31.02		Ezy-Wash® BS Lead Safe™ Lever Action Pre-Rinse TF83/85 Hob SBA J/V - Hot	1	PCS











Stock Code	Image	Stock Description	Unit	Price Per
181.94.32.02		BS Lead Safe™ Lever Action Pre-Rinse SBA TF85 C/D - Hot	1	PCS
181.94.41.02		BS Lead Safe™ Lever Action Pre-Rinse TF81/84 SBA J/V - Hot	1	PCS
181.94.42.02		BS Lead Safe™ Lever Action Pre-Rinse Twin Mixer TF70/84 SBA C/D - Hot	1	PCS
181.94.51.01		BS Lead Safe™ Lever Action Pre-Rinse Hob TF83/84 SBA J/V - Cold	1	PCS
181.94.52.01		BS Lead Safe™ Lever Action Pre-Rinse TF70/84 Hob Unit SBA C/D - Cold	1	PCS
37418W		Ezy-Wash® Heavy Duty Pre-Rinse Hose 825 x 15FI BSP - Swivel Ends	1	PCS
TF150HMP		[SUP] Ezy-Wash® CP-BS Hob Mtd Single Lever Mixer Pre-Rinse Unit Type 150 Flex Tail - Pot Filler	1	PCS
TF15-J		[SUP] Ezy-Wash® CP-BS Pot Filler Attachment Type 150 J/V 305mm Reach	1	PCS
TF70TCF		Ezy-Wash® CP-BS Vandal Resistant Hob Twin Mixer Pot & Kettle Filler Unit with Folding Outlet & Stop [MTO]	1	PCS
TF77WC-ESS		[SUP] Ezy-Wash® CP-BS Wall Mtd Exp Mixing Unit Type 77 FI Inlet with 400 Reach	1	PCS











Stock Code	Image	Stock Description	Unit	Price Per
TF80WJP		Ezy-Wash® CP-BS Wall Mtd No Stop Pre-Rinse Unit Type 80 FI Inlet - Pot Filler	1	KIT
TF80WJP-W		[SUP] Ezy-Wash® CP-BS Wall Mtd No Stop Pre-Rinse Unit Type 80 FI Inlet - Pot Filler (Woolies)	1	PCS
TF80W-S		[SUP] Ezy-Wash® CP-BS Wall Mtd No Stop Pre-Rinse Unit Type 80 FI Inlet - Standard	1	PCS
TF81WJS		[DIS] Ezy-Wash® CP-BS Wall Mtd Single Stop Pre-Rinse Unit Type 81 FI Inlet - Standard	1	PCS
TF82WJP		Ezy-Wash® CP-BS Wall Mtd Concealed Mixing Pre-Rinse Unit Type 82 Wall Tap - Pot Filler	1	KIT
TF82WJS		Ezy-Wash® CP-BS Wall Mtd Concealed Mixing Pre-Rinse Unit Type 82 Wall Tap - Standard	1	KIT
TF83WJP-PS		[SUP] Ezy-Wash® CP-BS Powersoak Pre-Rinse Unit - Pot Filler	1	PCS
TF83WJS-PS		[SUP] Ezy-Wash® CP-BS Powersoak Pre-Rinse Unit - Standard	1	PCS
TF85-C		[DIS] Ezy-Wash® CP-BS Pot Filler Attachment Type 85 C/D 250 Reach	1	PCS
TF87		Ezy-Wash® CP-BS Vibration Resistant Wall Bracket Assembly	1	PCS











Stock Code	Image	Stock Description	Unit	Price Per
TS60-JHC		[SUP] Ezy-Wash® CP-BS Lever Action Pre-Rinse Wall Top Assembly Type 60 J/V - Hot	1	PCS
GalvinLab® School Laboratory Taps & Gas Turrets				
35618		GalvinLab® CP-BS Lab Lever Gas Tap - Straight	1	PCS
46425		[SUP] GalvinLab® CP-BS Lab Set Vandal Resistant Top Assembly with H&B J/V - Cold	1	PCS
46430		[SUP] GalvinLab® CP-BS Lab Set Vandal Resistant Top Assembly with H&B J/V - Hot	1	PCS
84046		[DIS] GalvinLab® CP-BS Lab Bench Mtd Outlet Base 15BSP Female	1	PCS
84061		[DIS] GalvinLab® CP-BS Lab Bench Mtd Outlet Base 15BSP Male	1	PCS
84103		[SUP] GalvinLab® CP-BS Lab Basin/Sink Hob Outlet Base 5/8" BSP Male	1	PCS
84147		[SUP] GalvinLab® CP-BS Lab Upswept Outlet Only 300CC x 105 High	1	PCS
84149		[SUP] GalvinLab® CP-BS Lab Upswept Outlet Only 400CC x 130 High	1	PCS
167.06.21.00		[DIS] GalvinLab® CP-BS Lead Safe™ Lab Set 2-Way Type 6 Fixed J/V #16XT Tube Nozzle	1	PCS











Stock Code	Image	Stock Description	Unit	Price Per
167.07.20.00		GalvinLab® CP-BS Lead Safe™ Lab Set 3-Way Type 7 Fixed J/V #1 Aerator & #16XT Tube Nozzle	1	PCS
167.08.10.00		GalvinLab® CP-BS Lead Safe™ Lab Set 2-Way Type 8 Swivel J/V #1 Aerator & #16XT Tube Nozzle	1	PCS
167.08.11.00		GalvinLab® CP-BS Lead Safe™ Lab Set 2-Way Type 8 Swivel J/V #16XT Tube Nozzle	1	PCS
167.08.30.00		GalvinLab® CP-BS Lead Safe™ Lab Set 2-Way Type 8 DPW Fixed J/V #8 Aerator #16XT Tube Nozzle	1	PCS
167.13.11.00		GalvinLab® CP-BS Lead Safe™ Lab Set H&C Mixing Unit Type 13 Swivel J/V #16XT Tube Nozzle	1	PCS
167.13.12.00		GalvinLab® CP-BS Lead Safe™ Lab Set H&C Mixing Unit Type 13 Swivel J/V #1 Aerator	1	PCS
167.14.11.00		GalvinLab® CP-BS Lead Safe™ Lab Set H&C Mixing Unit Type 14 Swivel J/V #16XT Tube Nozzle	1	PCS
167.14.20.00		GalvinLab® CP-BS Lead Safe™ Lab Set H&C Mixing Unit Type 14 Fixed J/V Aerator #1 & #16XT Tube Nozzles	1	PCS
167.16.11.00		GalvinLab® CP-BS Lead Safe™ Lab Set 1-Way Type 16 Swivel J/V #16XT Tube Nozzle	1	PCS
167.16.12.00		GalvinLab® CP-BS Lead Safe™ Lab Set 1-Way Type 16 Swivel J/V #1 Aerator	1	PCS











Stock Code	Image	Stock Description	Unit	Price Per
167.16.21.00		GalvinLab® CP-BS Lead Safe™ Lab Set 1-Way Type 16 Fixed J/V #16XT Tube Nozzle	1	PCS
167.16.21.01		GalvinLab® CP-BS Lead Safe™ Lab Set 1-Way Type 16 Fixed J/V Lever Handle Tube Nozzle	1	PCS
167.16.22.00		GalvinLab® CP-BS Lead Safe™ Lab Set 1-Way Type 16 Fixed J/V #1 Aerator	1	PCS
167.16.22.01		GalvinLab® CP-BS Lead Safe™ Lab Set 1-Way Type 16 Fixed J/V Lever Handle & Aerator	1	PCS
167.16.27.00		GalvinLab® CP-BS Lead Safe™ Lab Set 1-Way Type 16 DPW Fixed J/V #16XT Tube Nozzle - LH	1	PCS
167.16.27.01		GalvinLab® CP-BS Lead Safe™ Lab Set 1-Way Type 16 Fixed J/V Lever Handle Tube Nozzle - LH	1	PCS
167.16.31.00		GalvinLab® CP-BS Lead Safe™ Lab Set 1-Way Type 16 DPW Fixed J/V #16XT Tube Nozzle	1	PCS
167.16.32.00		GalvinLab® CP-BS Lead Safe™ Lab Set 1-Way Type 16 DPW Fixed J/V #8 Aerator	1	PCS
167.16.33.00		GalvinLab® CP-BS Lead Safe™ Lab Set 1-Way Type 16 DPW Fixed J/V #8 Aerator - LH	1	PCS
167.16.42.00		[DIS] GalvinLab® CP-BS Lead Safe™ Lab Set 1-Way Type 16 Upswept Swivel J/V #1 Aerator	1	PCS











Stock Code	Image	Stock Description	Unit	Price Per
167.16.72.00		GalvinLab® CP-BS Lead Safe™ Wall Mtd 1-Way Type 16 Fixed J/V #8 Aerator [MTO]	1	PCS
167.17.21.00		[DIS] GalvinLab® CP-BS Lead Safe™ Lab Set 1-Way Right Angle Valve Type 17 Fixed J/V #16XT Tube Nozzle	1	PCS
167.19.11.00		GalvinLab® CP-BS Lead Safe™ Lab Set H&C Mixing Unit Type 19 Swivel J/V #16XT Tube Nozzle	1	PCS
167.19.12.00		GalvinLab® CP-BS Lead Safe™ Lab Set H&C Mixing Unit Type 19 Swivel J/V #1 Aerator	1	PCS
167.26.32.00		GalvinLab® CP-BS Lead Safe™ Lab Set Bib Tap Bench Mtd Type 26 DPW Fixed J/V #8 V/R Aerator	1	PCS
167.26.32.01		GalvinLab® CP-BS Lead Safe™ Set Bib Tap Bench Mtd Type 26 Fixed J/V Lever Handle #8 Aerator	1	PCS
167.90.01.00		GalvinLab® CP-BS Lead Safe™ Lab Wall Mtd Outlet Base 15BSP Female	1	PCS
167.91.01.00		GalvinLab® CP-BS Lead Safe™ Lab Upswept Outlet Only 150CC x 95 High	1	PCS
167.91.32.00		GalvinLab® CP-BS Lead Safe™ Lab Upswept Outlet Only 300CC x 105 High	1	PCS
167.91.44.00		GalvinLab® CP-BS Lead Safe™ Lab Upswept Outlet Only 400CC x 130 High	1	PCS










Stock Code	Image	Stock Description	Unit	Price Per
167.92.23.01		GalvinLab® CP-BS Lead Safe™ Lab Gooseneck Outlet Only 200CC x 120 High with Aerator	1	PCS
167.92.25.01		GalvinLab® CP-BS Lead Safe™ Lab Gooseneck Outlet Only 200CC x 180 High with Aerator	1	PCS
167.93.11.01		GalvinLab® CP-BS Lead Safe™ Wall Trough Outlet 165 with Vandal Resistant Aerator	1	PCS
167.93.21.01		GalvinLab® CP-BS Lead Safe™ Wall Trough Outlet 225 with Vandal Resistant Aerator [MTO]	1	PCS
167.94.10.01		GalvinLab® CP-BS Lead Safe™ Lab Set Vandal Resistant Top Assembly with H&B J/V - Cold	1	PCS
167.94.10.02		GalvinLab® CP-BS Lead Safe™ Lab Set Vandal Resistant Top Assembly with H&B J/V - Hot	1	PCS
167.95.00.00		GalvinLab® CP-BS Lead Safe™ #16XT Tube Nozzle with Integral Dual Check M22FI	1	PCS
174.02.02.00		Vandal Resistant CP-BS Lead Safe™ SBA J/V Basin Only	1	PCS
35620L		GalvinLab® CP-BS Lab Lever Gas Tap - Left Hand, Right Angle	1	PCS
35620R		GalvinLab® CP-BS Lab Lever Gas Tap - Right Hand, Right Angle	1	PCS










Stock Code	Image	Stock Description	Unit	Price Per
TG37C		GalvinLab® CP-BS Lab 1-Way Straight Gas Turret Type 37	1	PCS
TG39C		GalvinLab® CP-BS Lab 2-Way Straight Gas Turret Type 39 - 180°	1	PCS
TG39RAC		GalvinLab® CP-BS Lab 2-Way R/Angle Gas Turret Type 39 - 180°	1	PCS
TG40.DRAC		GalvinLab® CP-BS Lab 2-Way Right Angle Gas Turret Type 40 DPW - 90° with Non-Return Valve	1	PCS
TG40C		GalvinLab® CP-BS Lab 2-Way Straight Gas Turret Type 40 - 90°	1	PCS
TG40RAC		GalvinLab® CP-BS Lab 2-Way R/Angle Gas Turret Type 40 - 90°	1	PCS
TG41C		GalvinLab® CP-BS Lab 3-Way Straight Gas Turret Type 41	1	PCS
TG42C		GalvinLab® CP-BS Lab 4-Way Straight Gas Turret Type 42	1	PCS
TL05FJ1C		[DIS] GalvinLab® CP-BS Lab Set 1-Way Type 5 Fixed J/V #1 Aerator	1	PCS
TL06FJ16C		[SUP] GalvinLab® CP-BS Lab Set 2-Way Type 6 Fixed J/V #16XT Tube Nozzle	1	PCS











Stock Code	Image	Stock Description	Unit	Price Per
TL07SJ16C		[DIS] GalvinLab® CP-BS Lab Set 3-Way Type 7 Swivel J/V #16XT Tube Nozzle	1	PCS
TL08SJ1-16C		[SUP] GalvinLab® CP-BS Lab Set 2-Way Type 8 Swivel J/V #1 Aerator & #16XT Tube Nozzle	1	PCS
TL14FJ1-16C		[SUP] GalvinLab® CP-BS Lab Set H&C Mixing Unit Type 14 Fixed J/V #1 Aerator #16XT Tube Nozzles	1	PCS
TL16.DFJ8CL		[SUP] GalvinLab® CP-BS Lab Set 1-Way Type 16 DPW Fixed J/V #8 Aerator - LH	1	PCS
TL16FJ16C		[SUP] GalvinLab® CP-BS Lab Set 1-Way Type 16 Fixed J/V #16XT Tube Nozzle	1	PCS
TL16FJ1C		[SUP] GalvinLab® CP-BS Lab Set 1-Way Type 16 Fixed J/V #1 Aerator	1	PCS
TL16SJ16C		[SUP] GalvinLab® CP-BS Lab Set 1-Way Type 16 Swivel J/V #16XT Tube Nozzle	1	PCS
TL17FJ16C		[SUP] GalvinLab® CP-BS Lab Set 1-Way R/A Valve Type 17 Fixed J/V #16XT Tube Nozzle	1	PCS
TLDIMPC		GalvinLab® CP-BS Lab Set 1-Way Bench Mtd Deionized Unit Max 400Kpa	1	PCS
TLDIMPE		ProLab® EC-BS Lab Set 1-Way Bench Mtd Deionized Unit Max 400Kpa	1	PCS

Stock Code	Image	Stock Description	Unit	Price Per
TLDIMPE-RC		ProLab® EC-BS Lab Set 1-Way Bench Mtd Deionized Unit Max 400Kpa - Recirculating	1	PCS
TS54.DFJ8C		[SUP] Lever Action CP-BS Surgical Bench Mtd Type 54 DPW Fixed J/V #8 Aerator 5LPM	1	PCS
ProLab® Research Taps & Valves				
165.80.01.40		ProLab® EC-BS Lead Safe™ Bench Mtd Lab Set 1-Way Swivel Gooseneck N/V #16XT Tube Nozzle	1	PCS
165.80.11.40		ProLab® EC-BS Lead Safe™ Bench Mtd Lab Set 1-Way Fixed Gooseneck N/V #16XT Tube Nozzle	1	PCS
165.81.01.40		ProLab® EC-BS Lead Safe™ Bench Mtd Lab Set Dual H&C 1-Way Swivel Gooseneck N/V #16XT Tube Nozzle	1	PCS
165.82.01.40		ProLab® EC-BS Lead Safe™ Bench Mtd Lab Set Front H&C 1-Way Swivel Gooseneck N/V #16XT Tube Nozzle [MTO]	1	PCS
165.83.01.40		ProLab® EC-BS Lead Safe™ Bench Mtd Lab Set Side H&C 1-Way Swivel Gooseneck N/V #16XT Tube Nozzle[MTO]	1	PCS
TG37ELT		ProLab® EC-BS 1-Way Gas Turret Straight Bench Mtd LP Gas - Lift/Turn	1	PCS
TG37ELTW		[DIS] ProLab® EC-BS 1-Way Gas Turret Straight Wall/Suspended Mtd LP Gas - Lift/Turn	1	PCS
TG39ELT		ProLab® EC-BS 2-Way Gas Turret 180° Bench Mtd LP Gas - Lift/Turn	1	PCS











Stock Code	Image	Stock Description	Unit	Price Per
TG40ELT		ProLab® EC-BS 2-Way Gas Turret 90° Bench Mtd LP Gas - Lift/Turn	1	PCS
TG40ELTW		[DIS] ProLab® EC-BS 2-Way Gas Turret 90° Wall/Suspended Mtd LP Gas - Lift/Turn	1	PCS
TG42ELT		ProLab® EC-BS 4-Way Gas Turret Bench Mtd LP Gas - Lift/Turn	1	PCS
TLDIMPS		[DIS] ProLab® EC-BS Lab Set 1-Way Suspended Mtd Deionized Unit Max 400Kpa	1	PCS
TLDIMPS-RC		[DIS] ProLab® EC-BS Lab Set 1-Way Suspended Mtd Deionized Unit Max 400Kpa - Recirculating	1	PCS
TLDIMPW-RC		[DIS] ProLab® EC-BS Lab Set 1-Way Wall Mtd Deionized Unit Max 400Kpa - Recirculating	1	PCS
TR07SN16		[SUP] ProLab® EC-BS Bench Mtd Lab Set 3-Way Swivel Gooseneck N/V #16XT Tube Nozzle	1	PCS
TR08SN16		[SUP] ProLab® EC-BS Bench Mtd Lab Set 2-Way Swivel Gooseneck N/V #16XT Tube Nozzle	1	PCS
TR11SN16		[SUP] ProLab® EC-BS Bench Mtd Lab Set Dual H&C 1-Way Swivel Gooseneck N/V#16XT Tube Nozzle	1	PCS
TR14SN16		[SUP] ProLab® EC-BS Bench Mtd Lab Set H&C 3-Way Swivel Gooseneck N/V #16XT Tube Nozzle	1	PCS











Stock Code	Image	Stock Description	Unit	Price Per
TR15SN16		[SUP] ProLab® EC-BS Bench Mtd Lab Set Side H&C 1-Way Swivel Gooseneck N/V #16XT Tube Nozzle	1	PCS
TR15SN16W		[SUP] ProLab® EC-BS Wall Mtd Lab Set Side H&C 1-Way Swivel Gooseneck N/V #16XT Tube Nozzle	1	PCS
TR16FN16		[SUP] ProLab® EC-BS Bench Mtd Lab Set 1-Way Fixed Gooseneck N/V #16XT Tube Nozzle	1	PCS
TR16FN16W		[SUP] ProLab® EC-BS Wall Mtd Lab Set 1-Way Fixed Gooseneck N/V #16XT Tube Nozzle	1	PCS
TR16SN16W		[SUP] ProLab® EC-BS Wall Mtd Lab Set 1-Way Swivel Gooseneck N/V #16XT Tube Nozzle	1	PCS
TR17FN16		[SUP] ProLab® EC-BS Bench Mtd Lab Set 1-Way Right Angle N/V #16XT Tube Nozzle	1	PCS
TR18FN16		[SUP] ProLab® EC-BS Bench Mtd Lab Set 2-Way Right Angle N/V #16XT Tube Nozzle	1	PCS
TR40N		ProLab® EC-BS 1-Way Valve Bench Mtd, Straight Outlet "Choose Media" [MTO]	1	KIT
TR40N-B		ProLab® EC-BS 1-Way Valve Bench Mtd, Straight Outlet - Bare [MTO]	1	PCS
TR41N		ProLab® EC-BS 2-Way Valve 90° Bench Mtd, Straight Outlet "Choose Media" [MTO]	1	KIT











Stock Code	Image	Stock Description	Unit	Price Per
TR41PT		ProLab® EC-BS 2-Way Valve 90° Bench Mtd, Straight Outlet - Push Turn "Choose Media"	1	KIT
TR42N		ProLab® EC-BS 2-Way Valve 180° Bench Mtd, Straight Outlet "Choose Media" [MTO]	1	KIT
TR43N		ProLab® EC-BS 4-Way Valve Bench Mtd, Straight Outlet "Choose Media" [MTO]	1	KIT
Vandal Resistant Tapware				
33535		[SUP] BS Basin/Sink Right Angle Stop with Nuts Less Top Assembly	1	PCS
49803		[SUP] Vandal Resistant CP 1/2 Turn C/D Bib Tap with Aerator (Hot/Cold/Warm)	1	PCS
49886		[SUP] Vandal Resistant CP-BS J/V Deluxe Bib Tap with Aerator - Hot	1	PCS
49906		[SUP] Vandal Resistant CP-BS J/V Deluxe Bib Tap Cold with Aerator (NSW)	1	PCS
49908		[SUP] Vandal Resistant CP-BS J/V Basin Set with Aerator	1	PCS
49920		[SUP] Vandal Resistant CP-BS J/V Washing Machine Tap - Cold	1	PCS
49924		[SUP] Vandal Resistant CP-BS J/V Washing Machine Tap - Hot	1	PCS











Stock Code	Image	Stock Description	Unit	Price Per
49932		[SUP] Vandal Resistant CP-BS J/V Pillar Tap - Hot	1	PCS
49935		[SUP] Vandal Resistant CP-BS J/V Pillar Tap with Aerator (Raised) - Cold	1	PCS
49952		Vandal Resistant CP-BS Wall Mtd Sink Set with Swivel Upswept Outlet	1	KIT
49953		[SUP] Vandal Resistant CP-BS J/V Cistern Tap - Cold	1	PCS
49957		[SUP] Vandal Resistant CP-BS J/V Cistern Tap - Cold	1	PCS
49965		[SUP] Vandal Resistant CP-BS J/V Hose Tap - Cold	1	PCS
49973		[SUP] Vandal Resistant CP-BS J/V Hose Tap - Hot	1	PCS
49981		Vandal Resistant CP-BS Handle & Button (Hot, Cold & Warm)	1	PCS
49983		Vandal Resistant Indicator Button with Adhesive Disc - Red (Hot)	1	PCS
49985		Vandal Resistant Indicator Button with Adhesive Disc - Blue (Cold)	1	PCS











Stock Code	Image	Stock Description	Unit	Price Per
49987		Vandal Resistant Indicator Button with Adhesive Disc - Yellow (Warm)	1	PCS
50010		Vandal Resistant CP-BS Vanity Flange for Basin/Sink Set [MTO]	1	PCS
50015		[SUP] Vandal Resistant CP-BS SBA J/V (Basin Only)	1	PCS
174.01.02.01		Vandal Resistant CP-BS Lead Safe™ J/V Wall Top Assembly - Cold	1	PCS
174.01.02.02		Vandal Resistant CP-BS Lead Safe™ J/V Wall Top Assembly - Hot	1	PCS
174.01.07.00		Vandal Resistant CP-BS Lead Safe™ 1/2 Turn C/D Wall Top Assembly (Hot/Cold/Warm)	1	PCS
174.05.02.01		Vandal Resistant CP-BS Lead Safe™ J/V Cistern Tap - Cold	1	PCS
174.11.02.01		Vandal Resistant CP-BS Lead Safe™ J/V Pillar Tap - Cold	1	PCS
174.11.02.02		Vandal Resistant CP-BS Lead Safe™ J/V Pillar Tap - Hot	1	PCS
174.11.07.00		Vandal Resistant CP-BS Lead Safe™ 1/2 Turn C/D Pillar Tap (Hot/Cold/Warm) [MTO]	1	PCS










Stock Code	Image	Stock Description	Unit	Price Per
174.12.12.01		Vandal Resistant CP-BS Lead Safe™ J/V Pillar Tap with Aerator (Raised) - Cold	1	PCS
174.12.22.01		Vandal Resistant CP-BS Lead Safe™ J/V Pillar Tap (NSW) - Cold	1	PCS
174.21.23.03		Vandal Resistant CP-BS Lead Safe™ 1/4 Turn Hob Twin Mixer with 200 Upswept Spout & Aerator	1	PCS
174.22.22.03		Vandal Resistant CP-BS Lead Safe™ J/V Hob Sink Set with 200 Gooseneck Spout & Aerator (NSW)	1	PCS
174.23.12.03		Vandal Resistant CP-BS Lead Safe™ J/V Hob Sink Set with Aerator	1	PCS
174.31.22.03		Vandal Resistant CP-BS Lead Safe™ J/V Basin Set with Aerator (NSW)	1	PCS
174.31.42.03		Vandal Resistant CP-BS Lead Safe™ J/V Basin Set with Aerator	1	PCS
174.41.12.01		Vandal Resistant CP-BS Lead Safe™ J/V Deluxe Bib Tap with Aerator - Cold	1	PCS
174.41.12.02		Vandal Resistant CP-BS Lead Safe™ J/V Deluxe Bib Tap with Aerator - Hot	1	PCS
174.41.22.01		Vandal Resistant CP-BS Lead Safe™ J/V Deluxe Bib Tap with Aerator - Cold (NSW)	1	PCS

Stock Code	Image	Stock Description	Unit	Price Per
174.42.02.01		Vandal Resistant CP-BS Lead safe™ J/V Hose Tap - Cold	1	PCS
174.42.02.02		Vandal Resistant CP-BS Lead Safe™ J/V Hose Tap - Hot	1	PCS
174.42.07.00		Vandal Resistant CP-BS Lead Safe™ 1/2 Turn C/D Hose Tap (Cold/Hot/Warm)	1	PCS
174.49.27.00		Vandal Resistant CP-BS Lead Safe™ 1/2 Turn Ceramic Disc Bib Tap with Aerator (Hot/Cold/Warm)	1	PCS
174.51.22.03		Vandal Resistant CP-BS Lead Safe™ J/V Wall Sink Set with 150H Swivel Gooseneck & Aerator (NSW)	1	KIT
174.52.22.03		Vandal Resistant CP-BS Lead Safe™ J/V Wall Sink Set with 180H Swivel Gooseneck & Aerator (NSW)	1	KIT
174.53.42.03		Vandal Resistant CP-BS Lead Safe™ Wall Sink Set with 200 Reach Swivel Upswept Outlet J/V	1	KIT
174.54.22.03		Vandal Resistant CP-BS Lead Safe™ J/V Wall Sink Set with 165 Fixed Spout & Aerator (NSW)	1	KIT
174.55.42.03		Vandal Resistant CP-BS Lead Safe™ Wall Sink Set with 200 Reach Swivel Upswept Outlet J/V	1	KIT
174.61.02.03		Vandal Resistant CP-BS Lead Safe™ Shower Set J/V	1	KIT









Stock Code	Image	Stock Description	Unit	Price Per
174.91.00.90		Vandal Resistant Indicator Buttons with Adhesive Disc - Hot, Cold, Warm	1	PCS
GalvinSafe® Safety Showers & Eye Washes				
190.12.55.32		GalvinSafe® Eye/Face Wash, Hob Mtd, Hand Held, Eyewash Head	1	PCS
190.41.12.12		GalvinSafe® Drench Shower, Wall/Ceiling Mtd, Pull Rod, ABS Shower	1	PCS
190.42.11.12		GalvinSafe® Eye/Face Wash, Wall Mtd, Hand Activated, Head & SS Bowl	1	PCS
190.42.11.90		GalvinSafe® Eye/Face Wash, Wall Mtd, Hand Act, Head, SS Bowl with Body Spray	1	KIT
190.42.65.32		GalvinSafe® Eye/Face Wash, Wall Mtd, Hand Held, 3.6Mtr Recoil Hose, Head	1	PCS
190.43.55.32		GalvinSafe® Body Spray, Wall Mtd, Hand Held, 2.4Mtr Pressure Hose	1	PCS
190.80.10.12		GalvinSafe® Free Standing Combi Shower, Eye/Face Wash, Hand Activated	1	PCS
190.80.10.90		GalvinSafe® Free Standing Combi Shower, Eye/Face Wash, Hand & Foot Act	1	KIT
190.81.12.32		GalvinSafe® Free Standing Drench Shower, Pull Rod, ABS Shower	1	PCS


Stock Code	Image	Stock Description	Unit	Price Per
190.82.11.12		GalvinSafe® Pedestal Floor Mtd, Eye/Face Wash Head, SS Bowl, Hand Act	1	PCS
190.82.11.90		GalvinSafe® Pedestal Floor Mtd, Eye/Face Wash Head, SS Bowl, Hand & Foot Act	1	PCS
190.91.10.32		GalvinSafe® Safety Sign for Emergency Shower & Eye Wash - 270x200	1	PCS
190.91.12.32		GalvinSafe® Safety Sign for Emergency Eye Wash - 270x200	1	PCS
190.91.22.12		GalvinSafe® Foot Tredle to Suit 190.80.10.12 and 190.82.11.12 Floor Mtd Units	1	PCS
190.91.80.33		GalvinSafe® Waterproof Test Record Tags (Pack 25)	1	BAG
190.92.00.10		GalvinSafe® ABS Shower Head	1	PCS
190.92.04.30		GalvinSafe® SS316 Shower Head Valve Plus Handle	1	PCS
190.92.12.10		GalvinSafe® Eye/Face Wash Head	1	PCS
190.92.22.20		GalvinSafe® SS304 Eyewash Bowl [MTO]	1	PCS

Stock Code	Image	Stock Description	Unit	Price Per
190.92.30.20		GalvinSafe® SS304 Pull Rod	1	PCS
190.92.41.30		GalvinSafe® SS316 Eyewash Valve Plus Push Flag	1	PCS
190.92.50.00		GalvinSafe® Squeeze Handle Valve for 8901B, 8904 and 8905	1	PCS
190.95.90.90		GalvinSafe® Shower & Eye Wash Testing Kit, ANSI Compliant	1	PCS
		Pedal & Knee Operated Tapware		
173.61.44.00		Ezy-Lever CP-BS Lead Safe™ Timeflow Knee Operated Valve with Regulator - 15 Sec	1	PCS
173.61.46.00		CP-BS Lead Safe™ Knee Operated Timeflow Valve with Regulator, Spout & Connection Kit	1	PCS
173.61.55.00		Ezy-Push® CP-BS Lead Safe™ Timeflow Push Button Wall Valve with Regulator - 15 Sec	1	PCS
173.92.44.00		Ezy-Lever CP-BS Lead Safe™ Timeflow Cartridge for Knee Operated Valve (Suit 173.61.44.00)	1	PCS
173.92.55.00		Ezy-Push® CP-BS Lead Safe™ Timeflow Push Button Replacement Cartridge - Adjustable	1	PCS
TP08045L		Spare Lever for Knee Operated Valve - 300mm Long (Suit TP08045)	1	PCS
		Spouts, Showers & Accessories		

Stock Code	Image	Stock Description	Unit	Price Per
33540		[DIS] CP Fixed Basin Outlet Aerator Complete Gooseneck 5/8 BSP MI	1	PCS
37903		[DIS] CP Fixed Basin Outlet Aerator with 15BSP Inlet Gooseneck	1	PCS
38562		CP Deluxe Wall Swivel Outlet 180 x 125 Overall with Aerator	1	PCS
39008		[SUP] CP Hob Swivel Spout 175 Reach x 150 High 5/8 BSP MI	1	PCS
40824		[DIS] CP Swivel Shower Rose 55	1	PCS
174.90.40.00		CP Lead Safe™ Fixed Gooseneck Basin Outlet with Aerator 5/8 BSP MI	1	PCS
38539LF		CP Lead Safe™ Deluxe Wall Swivel Outlet 150x50 Overall Aerator	1	PCS
		Tapware Accessories & Spares		
20016		CP Aerator Female M22x1 Open Flow	1	PCS
20060		[DIS] CP Laminar Aerator Female M22x1 with 6LPM Flow Regulator	1	PCS
20131		[SUP] CP Aerator Adaptor M22 MI Aerator x 15BSP FI	1	PCS

Stock Code	Image	Stock Description	Unit	Price Per
20412		BS Backnut for Pillar Tap 15 (Flanged)	1	PCS
20693		Nitrile O Ring BS111 (Spindled)	1	PCS
20719		Nitrile O Ring BS115	1	PCS
20941		Zn Pillar Tap Cup Washer 15	1	PCS
25833		Nitrile O Ring BS110.5 (Standard 12 Taps)	1	PCS
32728		[SUP] BS Capstan 1/2 Turn Pillar/Basin SBA	1	PCS
33571		[SUP] CP-BS Capstan Pillar/Basin SBA with J/V	1	PCS
33647		SS 304 Pan Head Machine Screw M4x10mm	1	PCS
33654		SS Lock Washer for Handle	1	PCS
33662		Nylon Insert (Fine)	1	PCS

Stock Code	Image	Stock Description	Unit	Price Per
33670		CP Wall Plate for Capstan Wall Top Assembly	1	PCS
34397		Fibre Copper Connector Washer 15 (Bags of 100)	1	PCS
373057		Aerator Flow Regulator Insert M16.5 x 1, 5LPM Tom Thumb (Orange)	1	PCS
373064		Mounting Key for M16 Aerator Flow Regulator Insert	1	PCS
373070		Laminar Flow Regulator Insert M16.5 x 1, 1.5Gpm Tom Thumb (Green)	1	PCS
373071		Laminar Flow Regulator Insert M16.5 x 1, 7LPM Tom Thumb (Green)	1	PCS
175.90.01.00		BS Lead Safe™ Capstan Pillar/Basin SBA with J/V	1	PCS
175.90.10.09		BS Lead Safe™ Capstan 1/2 Turn Pillar/Basin SBA	1	PCS
20008T		CP Aerators Male M24x1 Open Flow - Taped	1	PCS
20016T		[DIS] CP Aerators Female M22x1 Open Flow - Taped	1	PCS

Stock Code	Image	Stock Description	Unit	Price Per
20834L		[DIS] Ezy-Cap Spud Sealer FI Thread 1/2 Small Minimum Bags of 100	1	PCS
33506LF		Lead Safe™ Breach Piece for Basin/Sink Set (225 Long)	1	PCS










Fire & Civil

Product Catalogue - May 2026

Hose Reels • Cabinets • Boosters • Fittings • Meter Boxes • Grates • Cleanouts • Wastes • Drains









Stock Code	Image	Stock Description	Price Per	Unit
		Fire & Civil		
		Backflow Prevention Devices		
360835		CP Ball Valve M&F 15	1	PCS
370454		[SUP] BS Mini Dual Check Valve 15 M&M	1	PCS
370455		[SUP] BS Mini Dual Check Valve G15MI x RP15FI	1	PCS
370457		[SUP] CP-BS Mini Dual Check Valve G15MI x RP15FI	1	PCS
168.00.00.00		CP-BS Lead Safe™ Mini Dual Check Valve 15 M&M	1	PCS
168.00.00.09		BS Lead Safe™ Mini Dual Check Valve 15 M&M	1	PCS
168.00.02.00		CP-BS Lead Safe™ Mini Dual Check Valve G15MI x RP15FI	1	PCS
168.00.02.09		BS Lead Safe™ Mini Dual Check Valve G15MI x RP15FI	1	PCS
		Brass Conetite Fittings		
69526		BS Conetite Elbow 20Cx20C (MMR9289)	1	PCS







Stock Code	Image	Stock Description	Price Per	Unit
69765		[SUP] BS Conetite Bend 40Cx40MI	1	PCS
69773		[SUP] BS Conetite Bend 50Cx50MI (MMR9844)	1	PCS
69807		BS Conetite Elbow 15Cx20FI (MMR16732)	1	PCS
70318		BS Conetite Union 15Cx15C (MMR1822)	1	PCS
70342		BS Conetite Union 32Cx32C	1	PCS
70359		BS Conetite Union 40Cx40C (MMR1826)	1	PCS
70367		BS Conetite Union 50Cx50C (MMR1827)	1	PCS
70516		BS Conetite Union 20Cx25MI	1	PCS
70573		BS Conetite Union 32Cx32MI	1	PCS
70607		BS Conetite Union 40Cx40MI (MMR1845)	1	PCS

Stock Code	Image	Stock Description	Price Per	Unit
70631	A brass union fitting with a black O-ring seal, shown from a top-down perspective.	BS Conetite Union 50Cx50MI (MMR1846)	1	PCS
70748	A brass union fitting with a black O-ring seal, shown from a top-down perspective.	BS Conetite Union 20Cx25FI	1	PCS
70805	A brass union fitting with a black O-ring seal, shown from a top-down perspective.	[SUP] BS Conetite Union 32Cx32FI	1	PCS
70862	A brass union fitting with a black O-ring seal, shown from a top-down perspective.	[SUP] BS Conetite Union 50Cx50FI (MMR1839)	1	PCS
71027		BS Conetite Nut 20	1	PCS
71043		BS Conetite Nut 32	1	PCS
71050	A brass nut with a black O-ring seal, shown from a top-down perspective.	BS Conetite Nut 40	1	PCS
71068	A brass nut with a black O-ring seal, shown from a top-down perspective.	BS Conetite Nut 50	1	PCS
71100	A brass cone fitting, shown from a top-down perspective.	[DIS] BS Conetite Cone 15 (Bag 100)	1	BAG
71118	A brass cone fitting, shown from a top-down perspective.	BS Conetite Cone 20 (MMR9228)	1	PCS

Stock Code	Image	Stock Description	Price Per	Unit
71126		[SUP] BS Conetite Cone 25 (MMR9229) [SUP]	1	PCS
71134		BS Conetite Cone 32	1	PCS
71159		BS Conetite Cone 50 (MMR10579)	1	PCS
60996LF		BS Lead Safe™ Bush Hex Red 20x15 (337280)(MMR1899)	1	PCS
69534LF		BS Conetite Lead Safe™ Elbow 25Cx25C (363057) (MMR9291)	1	PCS
69732LF		BS Lead Safe™ Conetite Elbow 20Cx20MI (MMR9290)	1	PCS
69740LF		BS Conetite Lead Safe™ Elbow 25Cx25MI (MMR9292)	1	PCS
69823LF		BS Lead Safe™ Conetite Elbow 20Cx20FI - Meter Bend (MMR7643)	1	PCS
69831LF		BS Lead Safe™ Conetite Elbow 25C x 25FI	1	PCS
69922LF		BS Lead Safe™ Conetite Tee 20Cx20Cx20C (MMR9258)	1	PCS

Stock Code	Image	Stock Description	Price Per	Unit
70326LF		BS Conetite Union Lead Safe™ 20Cx20C (MMR1823)	1	PCS
70334LF		BS Lead Safe™ Conetite Union 25Cx25C (MMR1824)	1	PCS
70474LF		BS Lead Safe™ Conetite Union 15Cx15MI (MMR1842)	1	PCS
70490LF		BS Lead Safe™ Conetite Union 20Cx15MI	1	PCS
70508LF		BS Lead Safe™ Conetite Union 20Cx20MI (MMR1843)	1	PCS
70540LF		BS Lead Safe™ Conetite Union 25Cx25MI (2020043) (MMR1844)	1	PCS
70706LF		BS Lead Safe™ Conetite Union 15Cx15FI (MMR1832)	1	PCS
70771LF		BS Lead Safe™ Conetite Union 25Cx25FI (MMR1836)	1	PCS
70839LF		BS Lead Safe™ Conetite Union 40Cx40FI (MMR1838)	1	PCS
		Brass Sundry Screwed Fittings		




Stock Code	Image	Stock Description	Price Per	Unit
60263		BS Hex Locknut 15 (6 Thick)	1	PCS
60939		[SUP] BS Bush Hex Red 15x10 (MMR1897)	1	PCS
61218		[SUP] BS Bush Hex Red 50x40 (MMR1910)	1	PCS
61465		[SUP] BS Bush Tube 20 (MMR1796)	1	PCS
61481		BS Bush Tube 25 (MMR1797)	1	PCS
61523		BS Bush Tube 50 (MMR1799)	1	PCS
61820		[SUP] BS Cap 20 (MMR7644)	1	PCS
61994		[SUP] BS Bend F&F 50 (MMR9025)	1	PCS
64733		BS Nipple Hex Red 20x15 (344174) (MMR1927)	1	PCS
65714		BS Kingco Set 15 (WA) [Flat Seat]	1	KIT

Stock Code	Image	Stock Description	Price Per	Unit
65722		BS Kingco Set 20 (WA) [Flat Seat]	1	KIT
65730		BS Kingco Set 25 (WA) [Flat Seat]	1	KIT
65763		BS Nut Kingco (WA) 15 [Flat Seat]	1	PCS
65771		BS Nut Kingco (WA) 20 [Flat Seat] (344099)	1	PCS
65789		BS Nut Kingco (WA) 25 [Flat Seat]	1	PCS
65813		BS Ring Kingco 15 (Min Qty of 100) [MTO]	1	BAG
65821		BS Ring Kingco 20 (Min Qty of 100)	1	BAG
65839		BS Ring Kingco 25	1	PCS
65862		Rubber Olive Kingco 15 (Min Qty of 100)	1	BAG
65870		Rubber Olive Kingco 20 (Min Qty of 100)	1	BAG

Stock Code	Image	Stock Description	Price Per	Unit
65888		Rubber Olive Kingco 25	1	PCS
66050		[SUP] BS Plug 15 (MMR9275)	1	PCS
66068		BS Plug 20 (MMR5523)	1	PCS
66076		[SUP] BS Plug 25 (MMR12031)	1	PCS
600206		BS Nut Flared Kingco 15 (331655)	1	PCS
61002LF		BS Lead Safe™ Bush Hex Red 25x15 (MMR1900)	1	PCS
61036LF		BS Lead Safe™ Bush Hex Red 25x20 (MMR1901)	1	PCS
61135LF		BS Lead Safe™ Bush Hex Red 40x20 (MMR1904)	1	PCS
61143LF		BS Lead Safe™ Bush Hex Red 40x25 (MMR1905)	1	PCS
61184LF		BS Lead Safe™ Bush Hex Red 50x20 (MMR1907)	1	PCS











Stock Code	Image	Stock Description	Price Per	Unit
61192LF		BS Lead Safe™ Bush Hex Red 50x25 (MMR1908)	1	PCS
61218LF		BS Lead Safe™ Bush Hex Red 50x40 (MMR1910)	1	PCS
61291LF		BS Lead Safe™ Bush Hex Red 80x50 (MMR1913)	1	PCS
61325LF		BS Lead Safe™ Bush Hex Red 100x50 (MMR10957) [MTO]	1	PCS
61465LF		BS Lead Safe™ Bush Tube 20 (MMR1796)	1	PCS
61515LF		BS Lead Safe™ Bush Tube 40 (MMR1798)	1	PCS
61820LF		BS Lead Safe™ Cap 20 (MMR7644)	1	PCS
61838LF		BS Lead Safe™ Cap 25 (MMR7645)	1	PCS
61952LF		BS Lead Safe™ Elbow F&F 20 (MMR4915)	1	PCS
62158LF		BS Lead Safe™ Elbow M&F 20 (MMR10893)	1	PCS










Stock Code	Image	Stock Description	Price Per	Unit
62182LF		BS Lead Safe™ Bend M&F 40 (MMR7697)	1	PCS
62190LF		BS Lead Safe™ Bend M&F 50 (MMR13897)	1	PCS
64378LF		BS Lead Safe™ Nipple Hex 15 (MMR1925)	1	PCS
64386LF		BS Lead Safe™ Nipple Hex 20 (MMR1926)	1	PCS
64394LF		BS Lead Safe™ Nipple Hex 25 (MMR1928)	1	PCS
64410LF		BS Lead Safe™ Nipple Hex 40 (MMR1930)	1	PCS
64428LF		BS Lead Safe™ Nipple Hex 50 (MMR1931)	1	PCS
64444LF		BS Lead Safe™ Nipple Hex 80 (MMR1932)	1	PCS
64790LF		BS Lead Safe™ Nipple Hex Red 25x20 (MMR9264)	1	PCS
64956LF		BS Lead Safe™ Nipple Hex Red 50x40 (MMR9269)	1	PCS








Stock Code	Image	Stock Description	Price Per	Unit
66076LF		BS Lead Safe™ Plug 25 (MMR12031)	1	PCS
66357HLF		BS Lead Safe™ Socket 15 (Hex) (MMR1874)	1	PCS
66365HLF		BS Lead Safe™ Socket 20 (MMR1875)	1	PCS
66373HLF		BS Lead Safe™ Socket 25 (MMR1876)	1	PCS
66399HLF		BS Lead Safe™ Socket 40 (MMR1877)	1	PCS
66407HLF		BS Lead Safe™ Socket 50 (MMR1878)	1	PCS
66498H		BS Socket Red 25x20 (Hex) (MMR9874)	1	PCS
		Brass Test Plugs		
343608		[DIS] BS Plain Test Plug 100 for PVC/EW	1	PCS
		Capstan Commercial Tapware		
33271		Capstan CP-PVC Handles & Buttons (Pair)	1	PAIR











Stock Code	Image	Stock Description	Price Per	Unit
801617		BS Basin Set Locknut 32 BSW x 14Tpi	1	PCS
		CI Grates & Frames		
178368		Cast Iron P-Trap Grate #1	1	PCS
		CI Meter Boxes & Valve Covers		
177810		Cast Iron Lightweight Sluice Valve Cover Lid Only	1	PCS
177849		Cast Iron Stop Tap Access Cover 140x140 Hinged WA Water Corp [MMR2028]	1	PCS
177857		Cast Iron Sluice Valve Access Cover WA Water Corp [MMR2029]	1	PCS
177865		Cast Iron Hydrant Cover Box 360x240 WA Water Corp [MMR2026]	1	PCS
177915		Cast Iron Meter Box (Stop Cock) 135x135 (Hinged)	1	PCS
177923		Cast Iron Meter Box (Plain) 250x250 (Loose)	1	PCS
177927		Cast Iron Meter Box (Plain) 250x250 (Hinged)	1	PCS










Stock Code	Image	Stock Description	Price Per	Unit
177931		Cast Iron Meter Box (Plain) 300x300 (Loose)	1	PCS
177949		Cast Iron Meter Box (Plain) 300x350 (Hinged)	1	PCS
177956		Cast Iron Meter Box Access Cover 300x450 Hinged WA Water Corp [MMR2024]	1	PCS
178005		Cast Iron Meter Box (Gas) 250x250 (Hinged) - Yellow	1	PCS
178006		Cast Iron Meter Box (Gas) 300x350 (Hinged) - Yellow	1	PCS
178007		Cast Iron Meter Box (Gas) 250x250 - Yellow (Loose)	1	PCS
178022		Cast Iron Meter Box (Sewer) 250x250 (Loose)	1	PCS
178025		Cast Iron Meter Box (Water) 250x250 (Loose)	1	PCS
178036		Cast Iron Meter Box (Sewer) 300x300 (Loose)	1	PCS
178038		Cast Iron Meter Box (Water) 300x300 (Loose)	1	PCS










Stock Code	Image	Stock Description	Price Per	Unit
178041		Cast Iron Meter Box (Fire) 250x250 (Hinged) - White	1	PCS
178046		Cast Iron Meter Box (Sewer) 250x250 (Hinged)	1	PCS
178049		Cast Iron Meter Box (Water) 250x250 (Hinged)	1	PCS
178051		Cast Iron Meter Box (S/Water) 250x250 (Hinged)	1	PCS
178052		Cast Iron Meter Box (Fire) 300x350 (Hinged) - White	1	PCS
178056		Cast Iron Meter Box (Sewer) 300x350 (Hinged)	1	PCS
178058		Cast Iron Meter Box (Water) 300x350 (Hinged)	1	PCS
178107		Barri Bolt Lock Fitted on a 300x350 Hinged Meter Box - Choose Variant [MTO]	1	PCS
178114		Barri Bolt Lock Fitted on a 250x250 Hinged Meter Box - Choose Variant [MTO]	1	PCS
230615		Cast Iron Grate for Floor Waste Box 240x240	1	PCS










Stock Code	Image	Stock Description	Price Per	Unit
		Copper Saddle Clips		
247346		Heavy Copper Saddle Clip 15 (Min Qty of 100)	1	BAG
247353		Heavy Copper Saddle Clip 20 (Min Qty of 100)	1	BAG
247361		Heavy Copper Saddle Clip 25	1	PCS
251314		CP Heavy Copper Saddle Clip 15	1	PCS
		Fire Booster Cabinets		
380204		Cabinet for 100/150 Hydrant Booster Set & Storz Suction Riser (Painted) 2.4Mx0.6M Deep	1	PCS
380211		Cabinet for 100/150 Hydrant Booster & Camlock-Storz Suction Riser (Painted) 2.0Mx0.8M Deep	1	PCS
380212		Cabinet for 100/150 Hydrant & Booster Set (Painted) 2.0Mx0.6M Deep	1	PCS
380214		Cabinet for Camlock-Storz Suction Riser (Painted) 1.165Mx1.300Mx0.8M Deep	1	PCS
380215		Cabinet for 100/150 Hydrant Booster & Storz Suction Riser (Painted) 2.0Mx0.6M Deep	1	PCS






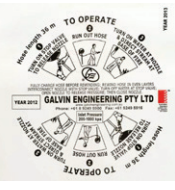




Stock Code	Image	Stock Description	Price Per	Unit
380223		Door Stay for Firemain Booster Cabinet - Pair	1	PAIR
		Fire Boosters		
380116		WA Bic Single Booster Maintenance Kit	1	PCS
380121		WA/NT Firemain Booster & Hydrant Set 100TE [No Suction Riser] with Cabinet (Painted)	1	KIT
380139		WA/NT Firemain Booster & Hydrant Set 150TE [No Suction Riser] with Cabinet (Painted)	1	KIT
380162		WA/NT Pipeset for 100TE Firemain Booster & Hydrant (Painted & Assembled)	1	PCS
380165		WA Firemain 100TE Dual Booster (Painted & Assembled)	1	PCS
380168		WA/NT Pipeset for 150TE Dual Firemain Booster & Hydrant (Painted & Semi-Assembled)	1	PCS
380170		WA/NT Pipeset for 150TE Quad Firemain Booster & Hydrant (Painted & Assembled)	1	PCS
380173		WA Firemain 150TE Quad Booster (Painted & Assembled)	1	PCS











Stock Code	Image	Stock Description	Price Per	Unit
380175		WA Firemain 150TE Dual Booster (Painted & Assembled)	1	PCS
380234		Suction Riser 150TE to 125 Storz (Painted)	1	PCS
380240		Suction Riser 150Te, 125 Storz with Dual Camlock T-Head [Country] (Painted)	1	PCS
380121SR		WA/NT Firemain Booster, Hydrant & Suction Riser Set 100TE with Cabinet (Painted)	1	KIT
380124SR		WA Firemain Booster & Suction Riser Set 100TE with Cabinet (Painted)	1	KIT
380139SR		WA/NT Firemain Booster, Hydrant & Suction Riser Set 150TE with Cabinet (Painted)	1	KIT
380142SR		WA Firemain Booster & Suction Riser Set 150TE with Cabinet (Painted)	1	KIT
380144SR		WA Firemain Booster & Suction Riser Set with Dual Camlock T-Head 100 TE with Cab (Painted)	1	KIT
380146SR		WA Firemain Booster & Suction Riser Set with Dual Camlock T-Head 150 TE with Cab (Painted)	1	KIT
380154RG		Ductile Iron Tank Booster 100 Bottom Entry - Dual [Rolled Groove] (Painted)	1	PCS










Stock Code	Image	Stock Description	Price Per	Unit
380158RG		Ductile Iron Tank Booster 150 Bottom Entry - Quad [Rolled Groove] (Painted)	1	PCS
380260SR		WA Suction Riser 150TE with Dual Camlock T-Head & Cabinet (Painted)	1	KIT
Fire Hydrant Posts, Risers & Accessories				
380543		Nylon Plug & Chain for 65 Bic [WA]	1	PCS
380550		Brass Plug & Chain for 65 Bic [WA]	1	PCS
381325		BS Fire Hydrant Dual Head 100CU/Roll Groove x 65FI BSP	1	PCS
381328		Galv Hydrant Pipe T-Head Roll Groove 100 x 80	1	PCS
381330		Nylon Tamper Resistant Fire Valve Handle Cover with Lock	1	PCS
381331		Tamper Resistant Dual Hydrant Valve Cover (Painted) with 003 Padlock	1	PCS
381336		Hydrant Pipe Riser with Roll Grove T-Head, Flanged Vert Inlet 100 x 1400 Long (Galv)	1	KIT









Stock Code	Image	Stock Description	Price Per	Unit
381337		Hydrant Pipe Riser with Dual Head, Flanged Vert Inlet 100TE x 1500 Long (Galv & Painted)	1	PCS
381340		Hydrant Pipe Riser with Dual Head Flanged Horiz Inlet 100TE x 1600 Long (Galv & Painted)	1	PCS
381343		Hydrant Pipe Riser with BSP T-Head, Flanged Vert Inlet 100TE x 1150 Long (Galv)	1	PCS
381358		Hydrant Pipe Riser with Dual Head, Flanged Vert Inlet 150TE x 1400 Long (Galv & Painted)	1	PCS
381384		Galv Dual Hydrant Valve Support Frame [WA]	1	PCS
381387		Galv Protection Bollard 150 x 1300 Long (Unpainted)	1	PCS
804557		BS Fire Hydrant Dual Head 100BSP x 65FI BSP	1	PCS
Fire Hydrant Valves & Spares				
20636		BS Jumper Valve with Nitrile Washer 65 for Fire Valve (Not for Re Valves)	1	PCS
20735		Nitrile O Ring BS112	1	PCS










Stock Code	Image	Stock Description	Price Per	Unit
21113		Poly Tap Body Washer 65 for Fire Valve	1	PCS
21436		Nitrile Jumper Valve Washer 65 for Fire Valve (Not for Re Valves)	1	PCS
381301		Fire Valve 65 Bic with Top B/Fly Cap [WA] Painted - BSP Inlet with Nylon Plug	1	PCS
381428		Al Handle for Fire Valve 65 (Unpainted)	1	PCS
381435		Rubber for 65 Bic Coupling	1	PCS
381301RG		Fire Valve 65 Bic with Top B/Fly Cap [WA] Painted Roll Groove Inlet with Nylon Plug	1	PCS
Fire Reel Accessories				
380408		Galvin Fire Hose Reel Sticker 490mm x 60mm	1	PCS
380417		Key Only for Budget Lock	1	PCS
380584		Nylon Hose Director 300 x 65 Bic	1	PCS









Stock Code	Image	Stock Description	Price Per	Unit
380659		Fire Hose Non-Percolating Layflat with Aluminium Fittings 65 x 30M	1	PCS
383190		Extra for Fire Hose Nozzle #2 (Jet/Spray) Fitted to Reel [MTO]	1	KIT
383257		Conversion Bolt Set to Convert F1 Fire Hose Reel to L1	1	BAG
383259		East Coast Bolt Down Mounting Post for Fixed Fire Hose Reel Only (Painted)	1	PCS
383263		Galv Bolt Down Mounting Post for Fire Hose Reel	1	PCS
383281		Fire Hose Reel 'to Operate' Sticker Round ø175 (AS1221)	1	PCS
383305		Polyester Fire Hose Reel Cover	1	PCS
383315		Fire Hose Reel Support Bracket to Suit G Series Reel (Galvanised) [MTO]	1	PCS
383320		Fire Hose Reel Adaptor to Suit G Series Reel	1	PCS
383356		Coil of Fire Reel Hose Only ø20 x 36M	1	PCS







Stock Code	Image	Stock Description	Price Per	Unit
383364		Brass Fire Hose Reel Nozzle Type 2 (Jet / Spray / Fog)	1	PCS
383406		Brass Fire Hose Reel Nozzle Type 1 (Jet)	1	PCS
383448		BS Fire Hose Reel Stop Cock 25BSP FI x 25 Hose for G1 & G2	1	PCS
383450		Red Emperor® Brass Fire Hose Reel Ball Valve 25mm	1	PCS
383455		Red Emperor® Fire Hose Reel Main Spindle with O-Rings and Circlips	1	PCS
383599		Fire Hose Reel Main Spindle with O-Rings & Bushes	1	PCS
383604		Nitrile O-Ring BS211 for Fire Hose Reel Main Spindle	1	PCS
383612		Nitrile O-Ring for Fire Hose Reel Waterway (Old G3/G4 Hinge)	1	PCS
383638		Spare Parts Kit for All Fire Hose Reels	1	BAG
383642		Red Emperor® Fire Hose Reel Wall Hanging Bracket	1	PCS

Stock Code	Image	Stock Description	Price Per	Unit
383645		Red Emperor® Galv Fire Hose Reel Barrel Union 25mm M&F (Less Rubber Washer)	1	PCS
383650		Red Emperor® Rubber Washer for Fire Hose Reel Barrel Union (Suitable for Item 383645)	1	PCS
507040		[DIS] Fire Hose Reel Remote Wall Mtd Swing Arm	1	PCS
Fire Reel Cabinets				
380440		Bolt Down H Frame for Type A Fire Box (Galv)	1	PCS
380444		H Frame for Type A Fire Box (Galv)	1	PCS
381905		Type A Standard Fire Reel Cabinet Exposed (Painted)	1	PCS
381947		Type B Standard Fire Reel Cabinet Recessed (Unpainted)	1	PCS
381988		[DIS] Type C Standard Fire Reel Cabinet Exposed (Painted) [MTO]	1	PCS
383118		Layflat Hose Shelf Kit to Suit New Type A Cabinet	1	PCS











Stock Code	Image	Stock Description	Price Per	Unit
383121		Type A Standard Fire Cabinet Exposed (Painted) with Layflat Hose Shelves	1	KIT
383128		Layflat Hose Shelf Kit to Suit Old Type A Cabinet	1	PCS
Fire Reels, Hoses & Stands				
382523		Red Emperor® G Series Premium Swing Fire Hose Reel LH/RH with Fixed Waterway 36M - Red	1	PCS
383034		Green F1 Fixed Hose Reel with Swing Guide Arm 36M	1	PCS
383038		Blue F1 Fixed Hose Reel with Swing Guide Arm 36M	1	PCS
383176		SS Fixed Fire Hose Reel 36M x 19mm [MTO]	1	PCS
383224		Red Emperor® L1 Free Standing Fire Hose Reel with Stand & Sunshield 36M - Red	1	KIT
383232		Green L1 Free Standing Hose Reel with Stand & Sunshield 36M	1	KIT
383236		Blue L1 Free Standing Hose Reel with Stand & Sunshield 36M	1	KIT





Stock Code	Image	Stock Description	Price Per	Unit
383265		Caravan Park Sunshield & Stand for L1 Fire Hose Reel	1	KIT
383273		Caravan Park Stand for Fixed Fire Hose Reel (Galv)	1	PCS
383277		Red Caravan Park Sunshield for L1 Fire Hose Reel	1	PCS
383026RE		Red Emperor® F Series Standard Fixed Fire Hose Reel with Swing Guide Arm 36M - Red	1	PCS
383277BLU		Blue Caravan Park Sunshield for L1 Hose Reel	1	PCS
383277GRN		Green Caravan Park Sunshield for L1 Hose Reel	1	PCS
GalvinCare® Floor Wastes				
303070X		GalvinCare® Polished SS316 Ligature Resistant Floor Drain Round 100x80BSP	1	PCS
303075X		GalvinCare® Polished SS316 Ligature Resistant Floor Drain Round 100x80BSP with Short Tail	1	PCS
303077X		GalvinCare® Polished SS316 Ligature Resistant Floor Drain Round Vinyl 100x80BSP	1	KIT



Stock Code	Image	Stock Description	Price Per	Unit
303079X		GalvinCare® Polished SS Ligature Resistant Floor Drain Round Vinyl 150x100BSP	1	KIT
810141X		GalvinCare® Polished SS316 (CRR) Floor Drain Grate/Clamp Vinyl ø100	1	PCS
810145X		GalvinCare® Polished SS316 (CRR) Floor Drain Grate/Clamp Vinyl ø150	1	PCS
		Slip-Safe® Commercial & Vinyl Cleanouts		
67050P		BS Inspection Cover Square 150x100 PVC/HDPE/CU (Coles/Bi-Lo)	1	PCS
67055P		CP Inspection Cover Square 150 100 PVC/HDPE (Coles/Bi-Lo)	1	PCS
67678X		Slip-Safe® SS316 Bolted Cleanout Round 100x80BSP	1	PCS
67710X		Slip-Safe® SS316 Bolted Cleanout Round 100x80PVC Slip-In	1	PCS
67721X		Slip-Safe® SS316 Bolted Cleanout Round 200x150 PVC/HDPE Slip-In	1	PCS
67778X		Slip-Safe® SS316 Bolted Cleanout Square 150x100PVC/HDPE/CU Slip-In	1	PCS





Stock Code	Image	Stock Description	Price Per	Unit
67790X		Slip-Safe® SS316 Bolted Cleanout Round 150x100 PVC/HDPE/CU Slip-In	1	PCS
67795X		Slip-Safe® SS316 Bolted Cleanout Round 200x150BSP	1	PCS
69457X		Slip-Safe® SS Bolted Cleanout Vinyl 100x80PVC Slip-In	1	KIT
69468X		Slip-Safe® SS Vinyl Bolted Cleanout 150x100 PVC/HDPE/CU Slip-In	1	KIT
69468XP		Slip-Safe® SS Bolted Cleanout Vinyl 150x100 with ABS Body PVC/HDPE/CU Slip-In	1	KIT
800539X		Slip-Safe® SS316 Bolted Cleanout Lid/Clamp Vinyl ø100	1	PCS
800581X		Slip-Safe® SS316 Bolted Cleanout Lid/Clamp Vinyl ø150	1	PCS
HeelGrate® Commercial & Vinyl Wastes				
302181X		HeelGrate® SS316 Floor Drain Grate Round 100x50PVC Slip-In	1	PCS
302182X		HeelGrate® SS316 Floor Drain Grate Round 100x80PVC Slip-In	1	PCS









Stock Code	Image	Stock Description	Price Per	Unit
302183X		HeelGrate® SS316 Floor Drain Grate Round 100x80BSP	1	PCS
302185X		HeelGrate® SS316 Floor Drain Grate Round 150x100PVC/HDPE/ CU Slip-In	1	PCS
302195X		HeelGrate® SS316 Floor Drain Grate Round 150x100BSP	1	PCS
302199X		HeelGrate® SS316 Floor Drain Grate Round 200x150BSP	1	PCS
302440X		HeelGrate® SS316 Floor Drain Grate Square 100x50PVC Slip-In	1	PCS
302445X		HeelGrate® SS316 Floor Drain Grate Square 100x80PVC Slip-In	1	PCS
302450X		HeelGrate® SS Floor Drain Grate Square 100x80BSP	1	PCS
302505X		HeelGrate® SS316 Floor Drain Grate Square 150x100PVC/HDPE/ CU Slip-In	1	PCS
302595X		HeelGrate® SS316 Floor Drain Grate Square 150x100BSP	1	PCS
302600X		HeelGrate® SS316 Floor Drain Grate Square 200x150BSP	1	PCS

Stock Code	Image	Stock Description	Price Per	Unit
302605X		HeelGrate® SS316 Floor Drain Grate Square 300x150BSP	1	PCS
302640X		HeelGrate® SS Floor Drain Grate Square 200x100PVC/HDPE/ CU Slip-In	1	KIT
302645X		HeelGrate® SS Floor Drain Grate Square 200x150PVC/HDPE Slip-In	1	KIT
302650X		HeelGrate® SS Floor Drain Grate Square 300x100PVC/HDPE/ CU Slip-In	1	KIT
302655X		HeelGrate® SS Floor Drain Grate Square 300x150PVC/HDPE Slip-In	1	KIT
303172X		SS Floor Drain Grate Assembly Vinyl 100x50PVC Slip-In	1	KIT
303176X		SS Floor Drain Grate Assembly Vinyl 100x80PVC Slip-In	1	KIT
303185X		HeelGrate® SS Floor Drain Vinyl Round 150x100 with SS Body PVC/HDPE/CU Slip-In	1	KIT
303185XP		HeelGrate® SS Floor Drain Vinyl Round 150x100 with ABS Body PVC/HDPE/CU Slip-In	1	KIT
303200X		SS Floor Drain Grate Assembly Vinyl 200x150 PVC/HDPE/CU Slip-In	1	KIT











Stock Code	Image	Stock Description	Price Per	Unit
810255X		SS316 Floor Drain Body Vinyl 100 x 80BSP	1	PCS
810290X		SS316 Floor Drain Body Vinyl 100 x 50PVC Slip-In	1	PCS
810297X		SS316 Floor Drain Body Vinyl 100 x 80PVC	1	PCS
810311A		ABS Floor Drain Body Vinyl 150 x 100 Slip-In	1	PCS
810311X		SS316 Floor Drain Body Vinyl 150 x 100 Slip-In	1	PCS
		Rain Water Drains		
102319		PVC Connector 80BSP MI x 80PVC	1	PCS
283440		Rubber Ring for 100 Slip-On PVC Outlet	1	PCS
283465		Rubber Ring for 150 Slip-On PVC Outlet	1	PCS
284200		Galv Flat Grate Heavy Duty (Non-Clamp Ring) for Roof/Floor Body	1	PCS

Stock Code	Image	Stock Description	Price Per	Unit
284207		Galv Dome Grate (for Clamp Ring) for Roof/Floor Body	1	PCS
284214		Galv Flat Grate Heavy Duty (for Clamp Ring) for Roof/Floor Body	1	PCS
284221		Galv Clamp Ring for Roof/Floor Body	1	PCS
285007		Heavy Duty Flat Vert Rain Water Outlet (No Mem) 100PVC/HDPE	1	KIT
285021		Heavy Duty Flat Vert Rain Water Outlet (No Mem) 150PVC/HDPE	1	KIT
285101		Heavy Duty Flat Vert Rain Water Outlet with Mem Clamp Ring 100PVC/HDPE	1	KIT
285115		Heavy Duty Flat Vert Rain Water Outlet with Mem Clamp Ring 150PVC/HDPE	1	KIT
285122		Ductile Iron Hi-Flow Flat Vert Rain Water Outlet with Mem Clamp Ring 150BSP	1	KIT
285205		Ductile Iron Domed Vert Rain Water Outlet with Mem Clamp Ring 100PVC/HDPE	1	KIT
285219		Ductile Iron Domed Vert Rain Water Outlet with Mem Clamp Ring 150PVC/HDPE	1	KIT









Stock Code	Image	Stock Description	Price Per	Unit
285226		Ductile Iron Hi-Flow Domed Vertical Rain Water Outlet with Mem Clamp Ring 150BSP	1	KIT
285260		Ductile Iron Heavy Duty Flat Vertical Rain Water Outlet [Shallow Body] (No Mem) 100 PVC/HDPE Slip-In	1	PCS
303617		SS Secondary Strainer Basket 150 Nom	1	PCS
DE4S06RX		Vertical Drain Combo - Ductile Iron 100PVC/HDPE with SS Round HeelGrate® 150	1	KIT
DE4S06SX		Vertical Drain Combo - Ductile Iron 100PVC/HDPE with SS Square HeelGrate® 150	1	KIT
DE4S06VX		Vertical Drain Combo - Ductile Iron 100PVC/HDPE with SS Vinyl Grate 150	1	KIT
DE6S08SX		Vertical Drain Combo - Ductile Iron 150PVC/HDPE with SS Square Grate 200	1	KIT
DE6S12SX		Vertical Drain Combo - Ductile Iron 150PVC/HDPE with SS Square Grate 300	1	KIT
DEB4S06RX		Bucket Floor Trap Combo - Ductile Iron 100PVC/HDPE with SS Round HeelGrate® 150 & SS Strainer	1	KIT
DEB4S06SX		Bucket Floor Trap Combo - Ductile Iron 100PVC/HDPE with SS Square HeelGrate® 150 & SS Strainer	1	KIT









Stock Code	Image	Stock Description	Price Per	Unit
DEB4S06VX		Bucket Floor Trap Combo - Ductile Iron 100PVC/HDPE with SS Vinyl Grate 150 & SS Strainer	1	KIT
DEB6D08SX		Bucket Floor Trap Combo - Ductile Iron 150PVC/HDPE with SS Square Grate 200 & SS Dual Strainer	1	KIT
DEB6D12SX		Bucket Floor Trap Combo - Ductile Iron 150PVC/HDPE with SS Square Grate 300 & SS Dual Strainer	1	KIT
Floor Drains - Grate Assemblies				
283270		SS CSK Phillips Head Screw M8 x 35 for Heavy Duty Grate & Clamp Rings (304)	1	PCS
284190		PVC Flat Grate for Planter Box Drain Assembly	1	PCS
303446		PVC Planter Box Drain Pipe Only with Cap 100 Nom	1	PCS
303600		SS Strainer Basket 100mm (190 Micron) [MTO]	1	PCS
303636		SS Strainer Basket 100 Nom	1	PCS
303644		SS Strainer Basket 150 Nom	1	PCS





Stock Code	Image	Stock Description	Price Per	Unit
303677		SS Sediment Bucket 100 Nom	1	PCS
303685		SS Sediment Bucket 150 Nom	1	PCS
303740		SS Security Flange to Suit 80BSP Floor Drain	1	PCS
302205X		HeelGrate® SS316 Floor Drain Grate Round 300x150BSP	1	PCS
302323X		[DIS] SS Floor Drain Grate Assembly Round 100x80BSP	1	PCS
302356HX		[DIS] HeelGrate® SS Floor Drain Grate Round 200x100BSP with 110 Hole (for Balcony)	1	PCS
302729X		[DIS] SS Floor Drain Grate Assembly Square 100x80BSP	1	PCS
302756X		SS Floor Drain Grate Assembly Square 200x150BSP	1	PCS
302778X		SS316 Floor Drain Grate Assembly Square 300x150BSP	1	PCS
303149X		HeelGrate® SS Floor Drain Vinyl 150x100BSP with SS Body	1	KIT









Stock Code	Image	Stock Description	Price Per	Unit
69408X		Slip-Safe® SS Vinyl Bolted Cleanout 150x100BSP	1	KIT
809779X		SS316 Floor Drain Grate/Clamp Vinyl ø100	1	PCS
809790X		HeelGrate® SS316 Floor Drain Grate/Clamp Vinyl ø150	1	PCS
810269X		SS316 Floor Drain Body Vinyl 150 x 100BSP	1	PCS
DB4D08SX		Bucket Floor Trap Combo - Cast Iron 100PVC Deep Body & SS Square Grate 200 & SS Dual Strainer	1	KIT
DB4D12SX		Bucket Floor Trap Combo - Cast Iron 100PVC/HDPE Deep Body & SS Square Grate 300 & SS Dual Strainer	1	KIT
DH2B04RX		Horizontal Floor Drain Combo - Cast Iron 50PVC/HDPE Balcony Body & SS Round Grate 100	1	KIT
DH2B04SX		Horizontal Floor Drain Combo - Cast Iron 50PVC/HDPE Balcony Body & SS Square Grate 100	1	KIT
DI4M06RX		Industrial Floor Waste Combo - SS Round HeelGrate® 150x100 PVC/HDPE/CU & SS Dual Strainers	1	PCS
DI4M06SX		Industrial Floor Waste Combo - SS Square Grate 150x100 PVC/HDPE/CU & SS Dual Strainers	1	PCS



Stock Code	Image	Stock Description	Price Per	Unit
DI4M06VX		Industrial Floor Waste Combo - SS316 Vinyl Grate 150x100 PVC/HDPE /CU & SS Dual Strainers	1	PCS
DI4M08SX		Industrial Floor Waste Combo - SS Square Grate 200x100 PVC/HDPE/CU & SS Dual Strainers	1	PCS
DI4S06RX		Industrial Floor Waste Combo - SS Round HeelGrate® 150x100 PVC/HDPE/CU & SS Strainer	1	KIT
DI4S06SX		Industrial Floor Waste Combo - SS Square Grate 150x100 PVC/HDPE/CU & SS Strainer	1	KIT
DI4S06VX		Industrial Floor Waste Combo - SS Vinyl Grate 150x100PVC HDPE/CU & SS Strainer	1	KIT
DV4S04P		Planter Box Drain Combo - Cast Iron 100PVC Standard Body & PVC Planter Box Drain 100	1	KIT
		Floor Drains - Main Bodies		
301707		Ductile Iron Vertical Drain 100 PVC with 100 BSP Reversible Clamp Ring	1	KIT
301714		Ductile Iron Vertical Drain 100 PVC with 150 BSP Reversible Clamp Ring	1	KIT
301721		Ductile Iron Vertical Drain 150 PVC with 100 BSP Reversible Clamp Ring	1	KIT

Stock Code	Image	Stock Description	Price Per	Unit
301728		Ductile Iron Vertical Drain 150 PVC with 150 BSP Reversible Clamp Ring	1	KIT
302133		UPVC Floor Drain Coupling 100BSP FI x100PVC	1	PCS
302168		ABS Floor Drain Adaptor Puddle Flange 80BSP FI x 100PVC/HDPE Slip-In	1	PCS
302173		ABS Floor Drain Adaptor 150BSP FI x 150PVC/HDPE Slip-In	1	PCS
302180		ABS Floor Drain Adaptor 150BSP FI x 100PVC/HDPE/ CU Slip-In	1	PCS
303610		SS Secondary Strainer Basket 100 Nom	1	PCS
303719		SS Secondary Strainer Disc 100 & 150 Nom	1	PCS
302104P		Cast Iron Floor Drain Balcony Body Assembly 50PVC/HDPE	1	PCS
		Aerators & Flow Regulators		
373024		CP Careguard Aerator Silver Doped M22x1- Female (1.5Gpm)	1	PCS

Stock Code	Image	Stock Description	Price Per	Unit
373025		CP Careguard Aerator Silver Doped M22x1 - Male (1.5Gpm)	1	PCS
373134		[DIS] Varioperl Flow Regulated Sink Spray 8LPM	1	PCS
800205		[SUP] BS M&F Flow Regulator Housing 15BSP for Wallgate Basin	1	PCS
		T-Head Tapware		
12575		BS Key for Key Control Tap	1	PCS
12765		[SUP] BS T-Head F&F Stop Cock 20 (20BSP) (MMR1817)	1	PCS
12773		[SUP] BS T-Head F&F Stop Cock 25 (Gland) (MMR1818)	1	PCS
13284		[SUP] CP-BS Key Control Hose Tap 12 (15BSP) Less Key [MTO]	1	PCS
13789		BS T-Head Handle 40 (MMR1871)	1	PCS
13797		BS T-Head Handle 50 (MMR1872)	1	PCS

Stock Code	Image	Stock Description	Price Per	Unit
13839		[SUP] BS T-Head Top Assembly 25 (Gland) with BS J/V & Fibre Washer (MMR9862)	1	PCS
13854		[SUP] BS T-Head Top Assembly 40 (Gland) with BS J/V & Fibre Washer (MMR9863)	1	PCS
12278LF		BS Lead Safe™ MI Ferrule Cock 40 No Handle (MMR1804)	1	PCS
12294LF		BS Lead Safe™ MI Ferrule Cock 20 (20BSP) with Nut & Cone (MMR1800)	1	PCS
12302LF		BS Lead Safe™ MI Ferrule Cock 25 with Nut & Cone (MMR1803)	1	PCS
12328LF		BS Lead Safe™ FI Meter Cock 25 with Handle (MMR7281)	1	PCS
12351LF		BS Lead Safe™ Meter Cock Top Assembly 20 (20BSP) with BS J/V (MMR18942)	1	PCS
12393LF		BS Lead Safe™ T-Head Hose Tap 12 (15BSP) (MMR1805)	1	PCS
12807LF		BS Lead Safe™ T-Head F&F Stop Cock 50 (Gland) (MMR1820)	1	PCS
13284LF		CP-BS Lead Safe™ Key Control Hose Tap 12 (15BSP) Less Key	1	PCS

Stock Code	Image	Stock Description	Price Per	Unit
13862LF		BS Lead Safe™ T-Head Top Assem 50 (Gland) with BS J/V & Fibre Washer (MMR9864)	1	PCS
		T-Head Jumper Valves & Spares		
20347		CU Jumper Valve with Washer DN 12 (15BSP) (18.8-19.30D)	1	PCS
20396		BS Jumper Valve with Nitrile Washer DN 50 (MMR1893)	1	PCS
20354LF		BS Lead Safe™ Jumper Valve with Nitrile Washer DN 20 (20 BSP) (25.1-25.60d) (MMR1889)	1	PCS
		Wall Plates & Bib Flanges		
36541		SS Wall Plate 15BSPx10 Rise (Min Qty of 50)	1	BAG
37085		PC Wall Flange for NH Pipe 40 (Min Qty of 50)	1	BAG
37093		PC Wall Flange for NH Pipe 50 (Min Qty of 50)	1	BAG
		Watermain Valves		
361515LF		BS Lead Safe™ Property Ball Valve 20mm Female x 25Pe	1	PCS
361535LF		BS Lead Safe™ Property Ball Valve 20mm Male x 25Pe	1	PCS

Stock Code	Image	Stock Description	Price Per	Unit
361815LF		BS Lead Safe™ Property Ball Valve 20mm Female x 25Pe - Lilac	1	PCS
361835LF		BS Lead Safe™ Property Ball Valve 20mm Male x 25Pe - Lilac	1	PCS